

# EMJ

## Series Servo Motor

### Features

- Medium inertia
- Peak torque up to 300% of rated torque
- Various models (200w~1000w, with brake, etc.,)
- Run at speed of up to 4500r/min
- Equipped with 17-bit incremental/absolute encoder

### Applications

- SMM(surface mounting machine)
- PCB puncher machine
- Robot arm
- Handing machine
- Foodstuff processing machine
- Textile machine



### Model Specification Description

**EMJ-08**

**A**

**D**

**A**

**1**

**1**

EMJ Model Servo Motor

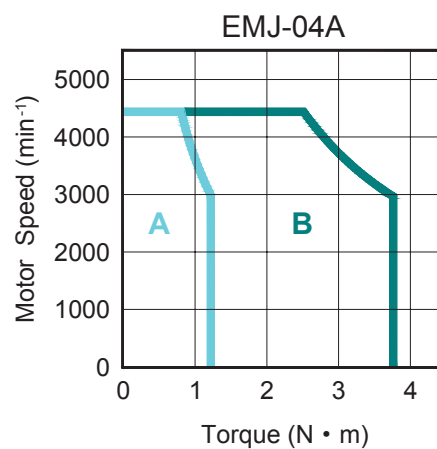
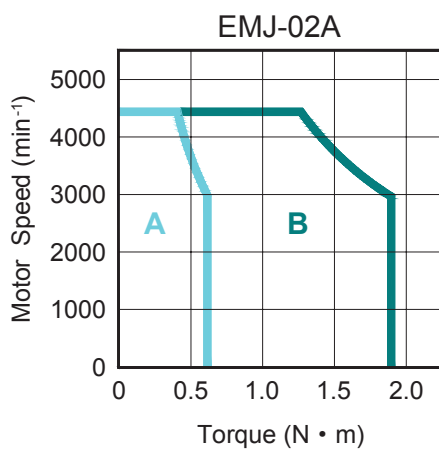
Rated Power		Power Voltage		Encoder		Design Sequence		Shaft End		Optional Parts	
Sign	Spec.	Sign	Spec.	Sign	Spec.	Sign	Spec.	Sign	Spec.	Sign	Spec.
<b>2</b>	200W	<b>A</b>	200Vac	<b>D</b>	Incremental Encoder: 131072P/R	<b>A</b>	Design Sequence	<b>1</b>	Flat, without keys	<b>1</b>	None
<b>4</b>	400W									<b>2</b>	With Oil Seal
<b>8</b>	750W									<b>2</b>	Flat, with keys, with screw thread
<b>10</b>	1000W	<b>4</b>	With oil seal, with brake (DC24V)								

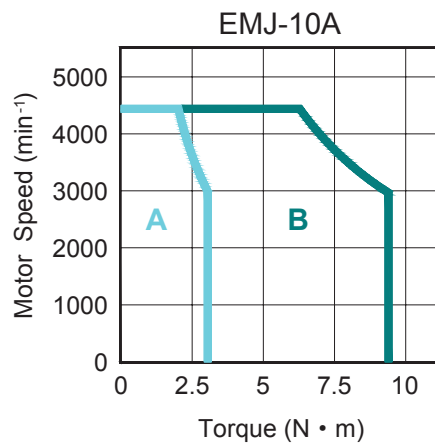
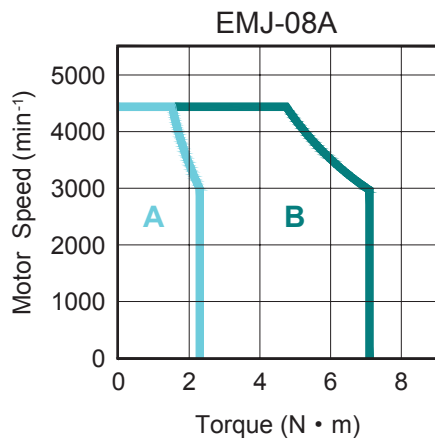
## Rated Value and Specification

Voltage		200VAC			
Servo motor type	EMJ-	02A	04A	08A	10A
Rated output power	W	200	400	750	1000
Rated torque	N.m	0.64	1.27	2.40	3.18
Instantaneous peak torque	N.m	1.92	3.82	7.16	9.55
Rated current	Arms	1.3	2.7	4.0	5.3
Instantaneous peak current	Arms	3.9	8.1	12.0	15.9
Rated rotated speed	min <sup>-1</sup>	3000			
The highest rotated speed	min <sup>-1</sup>	4500			
Rotator rotated inertia	x10 <sup>-4</sup> kg/m <sup>2</sup>	0.19(0.23)	0.31(0.35)	1.35(1.47)	1.74(1.87)
Encoder	Standard	17 bit Incremental Encoder: 131072P/R			
	Optional	17 bit Absolute Encoder: 131072P/R; Resolver			
Heat endurance level		F			
Environment temperature		0 to +40°C (Non-iced)			
Environment humidity		20 to 80% RH (No dew)			
Protection method		All-closed, self-cool, IP65 (Except output shaft and connector)			
Anti-vibration performance		49m/s <sup>2</sup>			

(Note): The values in parentheses are for servo motors with holding brakes.

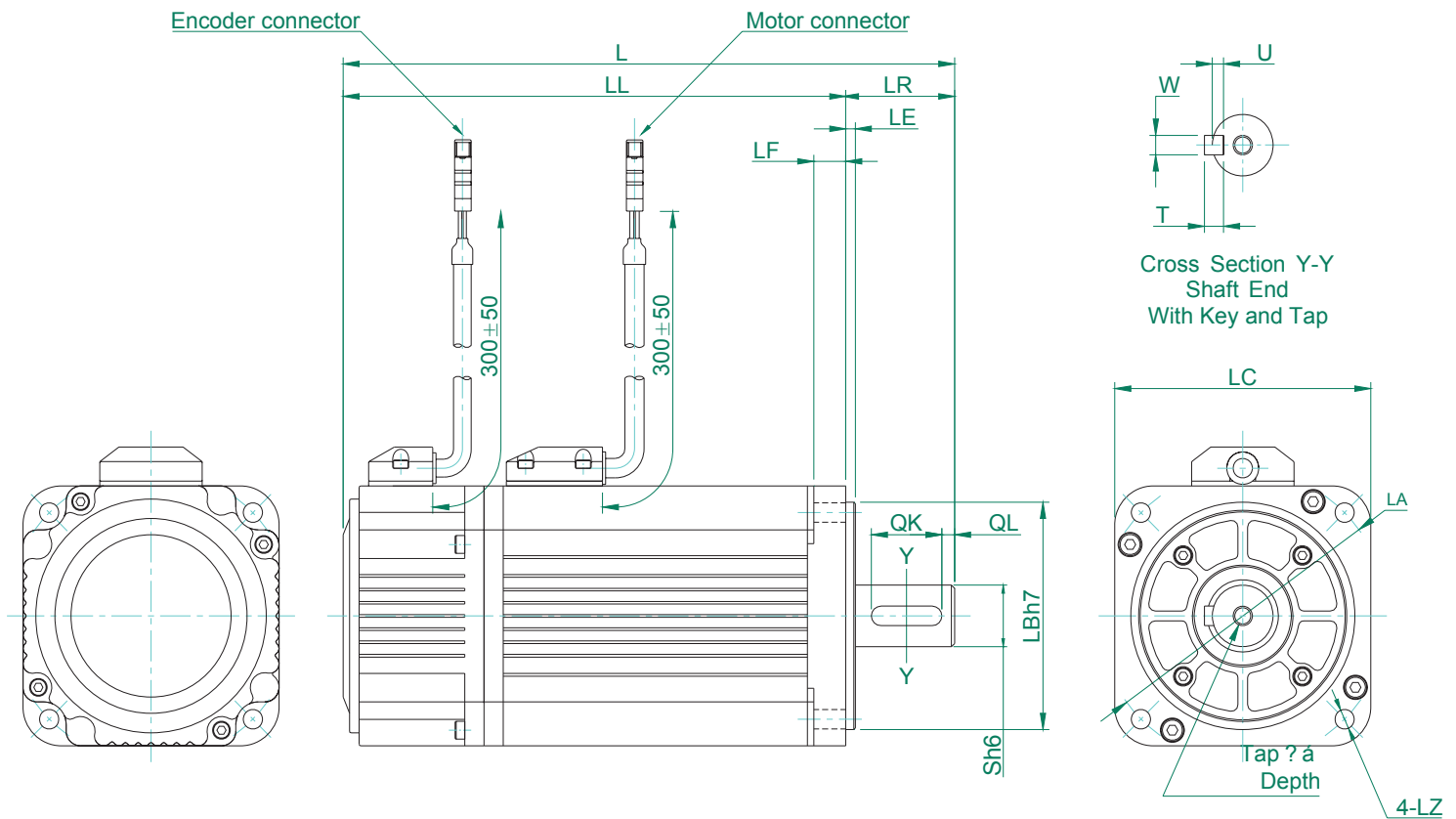
## Torque-speed Feature



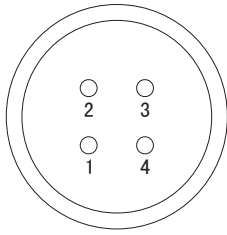


A: Continuous Working Area    B: Repeatable Working Area

## Dimension



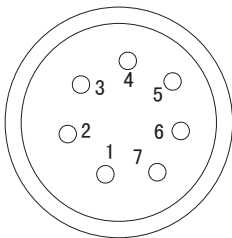
Model EMJ-	L	LL	Flange face							S	Tap×Depth	Key				
			LR	LE	LF	LC	LA	LB	LZ			QK	QL	W	T	U
02A	153	123	30	3	6	60	70	50	5.5	14	M5x10L	16	4	5	5	3
04A	173	143	30	3	6	60	70	50	5.5	14	M5x10L	16	4	5	5	3
08A	191	156	35	3	9	80	90	70	6	19	M6x15L	22	4	6	6	3.5
10A	211	176	35	3	9	80	90	70	6	19	M6x15L	22	4	6	6	3.5



➤ **Motor connector specification**

➤ Plug: CGRSB-4BFMA-SL8001

Pin No.	Signal	Color
1	U	Red
2	V	Blue
3	W	White
4	FG	Green/yellow

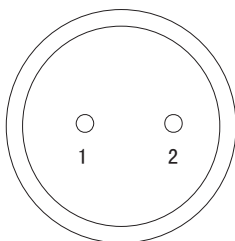


➤ **Encoder connector specification**

➤ Plug: CGRSD-7BFMA-SL8001

Pin No.	Signal	Color
1	S+	Blue
2	S-	Blue/Black
*3	BAT+	Brown
*4	BAT-	Brown/Black
5	PG5V	Red
6	PG0V	Black
7	FG	Shield

\*Note: There are no BAT+,BAT- signal in incremental encoder



➤ **Brake Connector Specifications**

➤ Plug: CGRSB-2BFMA-SL8001

Pin No.	Signal	Color
1	B1	Blue
2	B2	White