

Plug In Power Relay RS



General purpose 10 amp Plug In Power Relay, available in 2PCO and 3PCO

- Arc barriers prevent flashover between contacts
- Visible latch facility for commissioning/test
- Mechanical flag indicator showing armature operation
- ROHS Compliant
- cURus approval

Options and ordering codes

RS	2	PN	230VAC
General purpose power relay			For coil voltages see table
2 pole changeover	2	N	Flag and LED
3 pole changeover	3	P	Manual operator/latch



Specification


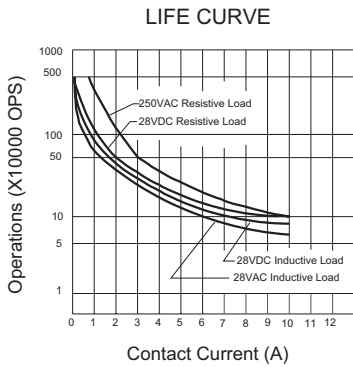
Rated load	10A @ 250V AC/30V DC
Rated current ¹	10A
Maximum switching voltage	250V AC/30 DC
Contact resistance (initial)	100mΩ
Operate time	25 m sec max
Release time	25 m sec max
Maximum operate frequency	1800 ops/hr at maximum rated load
Dielectric strength (Coil – Contact) (Between adjacent Contacts) (Contact Gap)	2500V AC 50/60 Hz for 1 minute 2000V AC 50/60 Hz for 1 minute 1000V AC 50/60 Hz for 1 minute
Ambient operating temperatures ¹	-40 to + 55 °C
Mechanical service life	10 million ops minimum
Electrical service life ¹	100,000 ops at rated load
Protection degree	IP10
Contact material	AgSnO ₂
Voltage range	80 - 120%
Power consumption	2.5 VA AC 1.35 watts DC

¹To IEC 255-1-00, IEC 255-0-20 ²IEC 255-7 (Cat.3) ³IEC 255-7 (Cat.2)

Coil Data

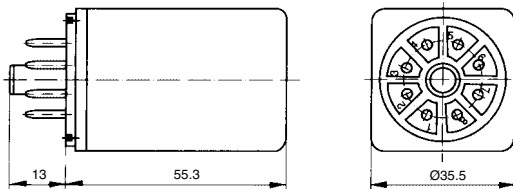
Rated Voltage	AC Coils		DC Coils	
	Coil Resistance (Ω)	Rated Current (mA)	Coil Resistance (Ω)	Rated Current (mA)
12	20	190	110	109
24	88	95	430	56
110	2000	20	9200	12
230	7900	10	–	–

Switching characteristics



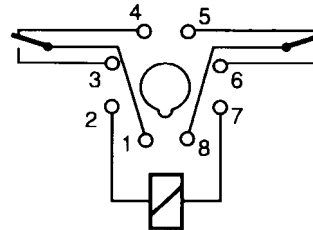
Dimensions (mm)

2 C/O

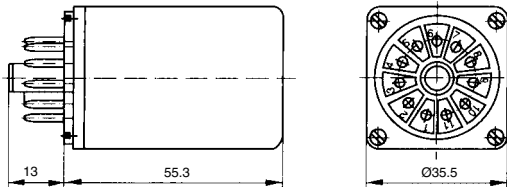


Terminal arrangement

2 C/O



3 C/O



3 C/O

