

Actuators and Lens Caps 22mm IP67 (IP65),  Type12

Push Buttons



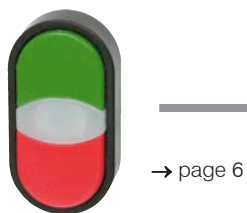
EMERGENCY STOP Buttons



Illuminated Operators



Double Push Buttons with Indicator Lamp IP65



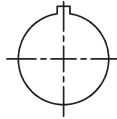
Lens Caps



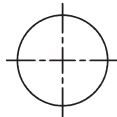
→ page 7

Mounting hole
Ø 22,5mm

with key way



without key way



→ page 4



→ page 10

Wrench
for Actuators
Lens Caps and
Mono Block Multi Chip LED
J7049



Connectors

Thickness
0,5 - 4 mm
→ page 8

or




Thickness
1 - 6 mm
→ page 8



Connectors
Lamp Holders



Actuator insert
→ page 8



→ page 8



LED
24-230V



Filament
6-130V



Glow-discharge
230V
→ page 9

Actuators 22mm IP67, Type12

Ring	Colour	Symbol / high	 Alu	 Black	 Chrome	Pack pcs.	Weight kg/pc.
------	--------	---------------	--	--	---	-----------	---------------

EMERGENCY STOP Push Buttons, according to EN418, push to trip, pull to release Ø40mm



red	26mm	BS3P44 RT	BS3P44 RT	BS3P44 RT	10	0,028
red	38mm	BS3P45 RT	BS3P45 RT	BS3P45 RT	10	0,028

EMERGENCY STOP Push Buttons, according to EN418, release by key, Ø40mm



red	38mm	BS3P44S3	BS3P44S3	BS3P44S3	1	0,050
-----	------	-----------------	-----------------	-----------------	---	-------

Spare Key

lock Ronis R455	B4-R455	1	0,0077
-----------------	----------------	---	--------

EMERGENCY STOP Push Buttons, release by turning, Ø28mm



red		B3P3 RT	BS3P3 RT	BC3P3 RT	10	0,017
red	0	B3P3 RT-0	BS3P3 RT-0	BC3P3 RT-0	10	0,017

EMERGENCY STOP Push Buttons, release by turning, Ø40mm



red	0	B3P34 RT-0	BS3P34 RT-0	BC3P34 RT-0	10	0,020
red illuminated		B3P34L RT	BS3P34L RT	BC3P34L RT	10	0,020

EMERGENCY STOP Push Buttons, release by turning, Ø70mm



red		BS3P34P RT	BS3P34P RT	BS3P34P RT	1	0,062
-----	--	-------------------	-------------------	-------------------	---	-------

Type

Pack Weight pcs. kg/pc.

Yellow Disk Ø70mm, Thickness 1mm



neutral	B3-7603	1	0,004
with marking NOT-AUS	B3-7603-1	1	0,004
with marking EMERGENCY STOP	B3-7603-2	1	0,004
2-side markings: NOT-AUS / EMERGENCY STOP	B3-7603-12	1	0,004
2-side markings: ARRET D`URGENCE / NØDSTOP	B3-7603-34	1	0,004
2-side markings: ARRET D`URGENCE / NOODSTOP	B3-7603-35	1	0,004

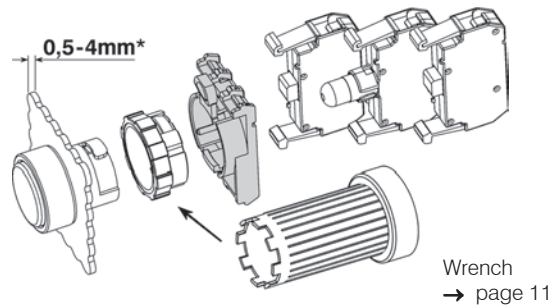
Protection cover against unintentional manipulation, Thickness 1mm



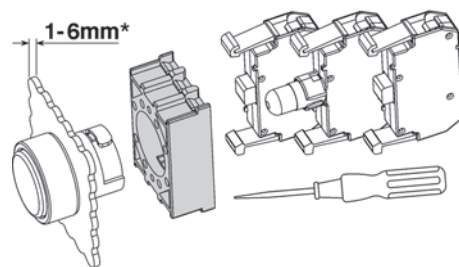
for Push Buttons Ø28mm and Ø40mm yellow	B3-SK GE	1	0,04
---	-----------------	---	------

Connectors

Specification	Description	Type	Pack pcs.	Weight kg/pc.
Connector B3S		B3S	10	0,013



Connector B3M		B3M	10	0,013
----------------------	--	------------	----	-------



*) inclusive Thickness from Label Holder and Yellow Disk

Contact Blocks and Lamp Holders for Panel Mounting

for voltage	Description	Type	Pack pcs.	Weight kg/pc.
-------------	-------------	------	-----------	---------------

Contact blocks



max. 690V AC	1 NC	 21 22	B3T01 ²⁾	10	0,010
--------------	------	--------------	----------------------------	----	-------

max. 690V AC	1 NO	 13 14	B3T10 ²⁾	10	0,010
--------------	------	--------------	----------------------------	----	-------



Actuator insert	to actuate the center contact block	P642	10	0,001
------------------------	-------------------------------------	-------------	----	-------

Lamp holders, socket BA9s



max. 440V AC/DC	direct connection, for lamps max. 1,9W (take care for active power consumption)	 X1 X2	B3F	10	0,012
-----------------	---	--------------	------------	----	-------

Lamp holders for lamp test circuits, socket BA9s

























max. 440V AC	direct connection, for lamps max. 1,7W (active power consumption)	 X5 X2 X1	B3FT	10	0,020
--------------	---	-----------------	-------------	----	-------

1) NC contact has a positive opening according to IEC/EN 60947-5-1

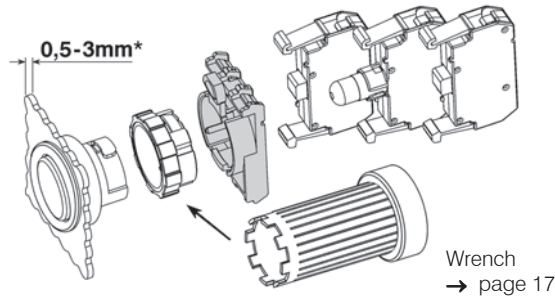
2) Contact blocks with gold contacts (B3T..G) on request suitable for 17V= /1mA and for difficult ambient conditions.

Label Holder and Legend Plates for Push Buttons B3, 22mm

				Type	Pack pcs.	Weight kg/pc.																																																																																																																																																																																																																																																									
Marking 1 or 2 lines																																																																																																																																																																																																																																																															
	Label holder for legend plate BK4, black, Thickness 0,8mm				100	0,002																																																																																																																																																																																																																																																									
	Label holder for legend plate BK4, yellow, Thickness 0,8mm				10	0,002																																																																																																																																																																																																																																																									
<table border="1"> <thead> <tr> <th>marking</th> <th>Type</th> <th>marking</th> <th>Type</th> <th>Pack pcs.</th> <th>Weight kg/pc.</th> </tr> </thead> <tbody> <tr> <td colspan="6">Legend plate alu, for label holder P751</td> </tr> <tr> <td></td> <td>blank</td> <td>BK4-9736</td> <td></td> <td>100</td> <td>0,0002</td> </tr> <tr> <td></td> <td>I</td> <td>BK4-I</td> <td>II</td> <td>BK4-II</td> <td>10</td> <td>0,0002</td> </tr> <tr> <td></td> <td>III</td> <td>BK4-III</td> <td>IV</td> <td>BK4-IV</td> <td>10</td> <td>0,0002</td> </tr> <tr> <td></td> <td>V</td> <td>BK4-V</td> <td></td> <td>10</td> <td>0,0002</td> </tr> <tr> <td></td> <td>→</td> <td>BK4---></td> <td>←</td> <td>BK4-<--</td> <td>10</td> <td>0,0002</td> </tr> <tr> <td></td> <td>0 I</td> <td>BK4-0-I</td> <td>H 0 A</td> <td>BK4-H 0 A</td> <td>10</td> <td>0,0002</td> </tr> <tr> <td></td> <td>0 I</td> <td>BK4-0__I</td> <td>1 0 2</td> <td>BK4-1 0 2</td> <td>10</td> <td>0,0002</td> </tr> <tr> <td></td> <td>START</td> <td>BK4-START</td> <td>STOP</td> <td>BK4-STOP</td> <td>10</td> <td>0,0002</td> </tr> <tr> <td></td> <td>EIN</td> <td>BK4-EIN</td> <td>AUS</td> <td>BK4-AUS</td> <td>10</td> <td>0,0002</td> </tr> <tr> <td></td> <td>BETRIEB</td> <td>BK4-BETRIEB</td> <td>STÖRUNG</td> <td>BK4-STÖRUNG</td> <td>10</td> <td>0,0002</td> </tr> <tr> <td></td> <td>VOR</td> <td>BK4-VOR</td> <td>ZURÜCK</td> <td>BK4-ZURÜCK</td> <td>10</td> <td>0,0002</td> </tr> <tr> <td></td> <td>HEBEN</td> <td>BK4-HEBEN</td> <td>SENKEN</td> <td>BK4-SENKEN</td> <td>10</td> <td>0,0002</td> </tr> <tr> <td></td> <td>LINKS</td> <td>BK4-LINKS</td> <td>RECHTS</td> <td>BK4-RECHTS</td> <td>10</td> <td>0,0002</td> </tr> <tr> <td></td> <td>MEHR</td> <td>BK4-MEHR</td> <td>WENIGER</td> <td>BK4-WENIGER</td> <td>10</td> <td>0,0002</td> </tr> <tr> <td></td> <td>SCHNELL</td> <td>BK4-SCHNELL</td> <td>LANGSAM</td> <td>BK4-LANGSAM</td> <td>10</td> <td>0,0002</td> </tr> <tr> <td></td> <td>HELLER</td> <td>BK4-HELLER</td> <td>DUNKLER</td> <td>BK4-DUNKLER</td> <td>10</td> <td>0,0002</td> </tr> <tr> <td></td> <td>AUF</td> <td>BK4-AUF</td> <td>ZU</td> <td>BK4-ZU</td> <td>10</td> <td>0,0002</td> </tr> <tr> <td></td> <td>AB</td> <td>BK4-AB</td> <td>HALT</td> <td>BK4-HALT</td> <td>10</td> <td>0,0002</td> </tr> <tr> <td></td> <td>EILGANG</td> <td>BK4-EILGANG</td> <td>TIPPEN</td> <td>BK4-TIPPEN</td> <td>10</td> <td>0,0002</td> </tr> <tr> <td colspan="6">Legend plate with non-standard marking (e. g.: BK4-MOTOR-START)</td> </tr> <tr> <td></td> <td colspan="3">Text 1 line, max. 11 letters, letter height 3mm</td> <td>BK4-...</td> <td>1</td> <td>0,0002</td> </tr> <tr> <td></td> <td colspan="3">Text 2 lines, max. 2 x 11 letters, letter height 3mm</td> <td>BK4-...-...</td> <td>1</td> <td>0,0002</td> </tr> <tr> <td colspan="7">Legend plate yellow, for label holder P751-3</td> </tr> <tr> <td colspan="4">Legend plate yellow without marking</td> <td>BK4-10827</td> <td>10</td> <td>0,0002</td> </tr> <tr> <td></td> <td colspan="3">Legend plate yellow with marking NOT-AUS</td> <td>BK4-10827-1</td> <td>10</td> <td>0,0002</td> </tr> <tr> <td></td> <td colspan="3">Legend plate yellow with marking EMERGENCY STOP</td> <td>BK4-10827-2</td> <td>10</td> <td>0,0002</td> </tr> <tr> <td></td> <td colspan="3">Legend plate yellow with marking ARRET D`URGENCE</td> <td>BK4-10827-3</td> <td>10</td> <td>0,0002</td> </tr> <tr> <td colspan="7">Marking 3 or 4 lines</td> </tr> <tr> <td rowspan="3"></td> <td colspan="2">Label holder for legend plate BK8, black, Thickness 0,8mm</td> <td>P761</td> <td>10</td> <td>0,002</td> </tr> <tr> <td colspan="2">Label holder for legend plate BK8, yellow, Thickness 0,8mm</td> <td>P761-3</td> <td>10</td> <td>0,002</td> </tr> <tr> <td colspan="2">Label holder for BK8, for double push buttons only</td> <td>P761-DT</td> <td>10</td> <td>0,002</td> </tr> <tr> <td colspan="7">Legend plate BK8 with for label holder P761 (with marking e. g.: BK8-WATER-PUMP-START)</td> </tr> <tr> <td></td> <td colspan="3">Legend plate without marking</td> <td>BK8-9736</td> <td>10</td> <td>0,0004</td> </tr> <tr> <td></td> <td colspan="3">Text 3 lines, max. 3 x 11 letters, letter height 3mm</td> <td>BK8-...-...-...</td> <td>10</td> <td>0,0004</td> </tr> <tr> <td></td> <td colspan="3">Text 4 lines, max. 4 x 11 letters, letter height 3mm</td> <td>BK8-...-...-...-...</td> <td>10</td> <td>0,0004</td> </tr> </tbody> </table>							marking	Type	marking	Type	Pack pcs.	Weight kg/pc.	Legend plate alu, for label holder P751							blank	BK4-9736		100	0,0002		I	BK4-I	II	BK4-II	10	0,0002		III	BK4-III	IV	BK4-IV	10	0,0002		V	BK4-V		10	0,0002		→	BK4--->	←	BK4-<--	10	0,0002		0 I	BK4-0-I	H 0 A	BK4-H 0 A	10	0,0002		0 I	BK4-0__I	1 0 2	BK4-1 0 2	10	0,0002		START	BK4-START	STOP	BK4-STOP	10	0,0002		EIN	BK4-EIN	AUS	BK4-AUS	10	0,0002		BETRIEB	BK4-BETRIEB	STÖRUNG	BK4-STÖRUNG	10	0,0002		VOR	BK4-VOR	ZURÜCK	BK4-ZURÜCK	10	0,0002		HEBEN	BK4-HEBEN	SENKEN	BK4-SENKEN	10	0,0002		LINKS	BK4-LINKS	RECHTS	BK4-RECHTS	10	0,0002		MEHR	BK4-MEHR	WENIGER	BK4-WENIGER	10	0,0002		SCHNELL	BK4-SCHNELL	LANGSAM	BK4-LANGSAM	10	0,0002		HELLER	BK4-HELLER	DUNKLER	BK4-DUNKLER	10	0,0002		AUF	BK4-AUF	ZU	BK4-ZU	10	0,0002		AB	BK4-AB	HALT	BK4-HALT	10	0,0002		EILGANG	BK4-EILGANG	TIPPEN	BK4-TIPPEN	10	0,0002	Legend plate with non-standard marking (e. g.: BK4-MOTOR-START)							Text 1 line, max. 11 letters, letter height 3mm			BK4-...	1	0,0002		Text 2 lines, max. 2 x 11 letters, letter height 3mm			BK4-...-...	1	0,0002	Legend plate yellow, for label holder P751-3							Legend plate yellow without marking				BK4-10827	10	0,0002		Legend plate yellow with marking NOT-AUS			BK4-10827-1	10	0,0002		Legend plate yellow with marking EMERGENCY STOP			BK4-10827-2	10	0,0002		Legend plate yellow with marking ARRET D`URGENCE			BK4-10827-3	10	0,0002	Marking 3 or 4 lines								Label holder for legend plate BK8, black, Thickness 0,8mm		P761	10	0,002	Label holder for legend plate BK8, yellow, Thickness 0,8mm		P761-3	10	0,002	Label holder for BK8, for double push buttons only		P761-DT	10	0,002	Legend plate BK8 with for label holder P761 (with marking e. g.: BK8-WATER-PUMP-START)								Legend plate without marking			BK8-9736	10	0,0004		Text 3 lines, max. 3 x 11 letters, letter height 3mm			BK8-...-...-...	10	0,0004		Text 4 lines, max. 4 x 11 letters, letter height 3mm			BK8-...-...-...-...	10	0,0004
marking	Type	marking	Type	Pack pcs.	Weight kg/pc.																																																																																																																																																																																																																																																										
Legend plate alu, for label holder P751																																																																																																																																																																																																																																																															
	blank	BK4-9736		100	0,0002																																																																																																																																																																																																																																																										
	I	BK4-I	II	BK4-II	10	0,0002																																																																																																																																																																																																																																																									
	III	BK4-III	IV	BK4-IV	10	0,0002																																																																																																																																																																																																																																																									
	V	BK4-V		10	0,0002																																																																																																																																																																																																																																																										
	→	BK4--->	←	BK4-<--	10	0,0002																																																																																																																																																																																																																																																									
	0 I	BK4-0-I	H 0 A	BK4-H 0 A	10	0,0002																																																																																																																																																																																																																																																									
	0 I	BK4-0__I	1 0 2	BK4-1 0 2	10	0,0002																																																																																																																																																																																																																																																									
	START	BK4-START	STOP	BK4-STOP	10	0,0002																																																																																																																																																																																																																																																									
	EIN	BK4-EIN	AUS	BK4-AUS	10	0,0002																																																																																																																																																																																																																																																									
	BETRIEB	BK4-BETRIEB	STÖRUNG	BK4-STÖRUNG	10	0,0002																																																																																																																																																																																																																																																									
	VOR	BK4-VOR	ZURÜCK	BK4-ZURÜCK	10	0,0002																																																																																																																																																																																																																																																									
	HEBEN	BK4-HEBEN	SENKEN	BK4-SENKEN	10	0,0002																																																																																																																																																																																																																																																									
	LINKS	BK4-LINKS	RECHTS	BK4-RECHTS	10	0,0002																																																																																																																																																																																																																																																									
	MEHR	BK4-MEHR	WENIGER	BK4-WENIGER	10	0,0002																																																																																																																																																																																																																																																									
	SCHNELL	BK4-SCHNELL	LANGSAM	BK4-LANGSAM	10	0,0002																																																																																																																																																																																																																																																									
	HELLER	BK4-HELLER	DUNKLER	BK4-DUNKLER	10	0,0002																																																																																																																																																																																																																																																									
	AUF	BK4-AUF	ZU	BK4-ZU	10	0,0002																																																																																																																																																																																																																																																									
	AB	BK4-AB	HALT	BK4-HALT	10	0,0002																																																																																																																																																																																																																																																									
	EILGANG	BK4-EILGANG	TIPPEN	BK4-TIPPEN	10	0,0002																																																																																																																																																																																																																																																									
Legend plate with non-standard marking (e. g.: BK4-MOTOR-START)																																																																																																																																																																																																																																																															
	Text 1 line, max. 11 letters, letter height 3mm			BK4-...	1	0,0002																																																																																																																																																																																																																																																									
	Text 2 lines, max. 2 x 11 letters, letter height 3mm			BK4-...-...	1	0,0002																																																																																																																																																																																																																																																									
Legend plate yellow, for label holder P751-3																																																																																																																																																																																																																																																															
Legend plate yellow without marking				BK4-10827	10	0,0002																																																																																																																																																																																																																																																									
	Legend plate yellow with marking NOT-AUS			BK4-10827-1	10	0,0002																																																																																																																																																																																																																																																									
	Legend plate yellow with marking EMERGENCY STOP			BK4-10827-2	10	0,0002																																																																																																																																																																																																																																																									
	Legend plate yellow with marking ARRET D`URGENCE			BK4-10827-3	10	0,0002																																																																																																																																																																																																																																																									
Marking 3 or 4 lines																																																																																																																																																																																																																																																															
	Label holder for legend plate BK8, black, Thickness 0,8mm		P761	10	0,002																																																																																																																																																																																																																																																										
	Label holder for legend plate BK8, yellow, Thickness 0,8mm		P761-3	10	0,002																																																																																																																																																																																																																																																										
	Label holder for BK8, for double push buttons only		P761-DT	10	0,002																																																																																																																																																																																																																																																										
Legend plate BK8 with for label holder P761 (with marking e. g.: BK8-WATER-PUMP-START)																																																																																																																																																																																																																																																															
	Legend plate without marking			BK8-9736	10	0,0004																																																																																																																																																																																																																																																									
	Text 3 lines, max. 3 x 11 letters, letter height 3mm			BK8-...-...-...	10	0,0004																																																																																																																																																																																																																																																									
	Text 4 lines, max. 4 x 11 letters, letter height 3mm			BK8-...-...-...-...	10	0,0004																																																																																																																																																																																																																																																									

Connectors

Specification	Description	Type	Pack pcs.	Weight kg/pc.
Connector B3S		B3S	10	0,013



*) inclusive Thickness from Label Holder and Yellow Disk

Contact Blocks and Lamp Holders for Panel Mounting

for voltage	Description	Type	Pack pcs.	Weight kg/pc.
-------------	-------------	------	-----------	---------------

Contact blocks



max. 690V AC	1 NC (→)	21 ├──┘ 22	B3T01 ²⁾	10	0,010
--------------	----------	------------------	----------------------------	----	-------

max. 690V AC	1 NO	13 ├──┘ 14	B3T10 ²⁾	10	0,010
--------------	------	------------------	----------------------------	----	-------

Actuator insert	to actuate the center contact block		P642	10	0,001
------------------------	-------------------------------------	--	-------------	----	-------



Lamp holders, socket BA9s



max. 440V AC/DC	direct connection, for lamps max. 1,9W (take care for active power consumption)	x1 ⊗ x2	B3F	10	0,012
-----------------	---	---------------	------------	----	-------

Lamp holders for lamp test circuits, socket BA9s



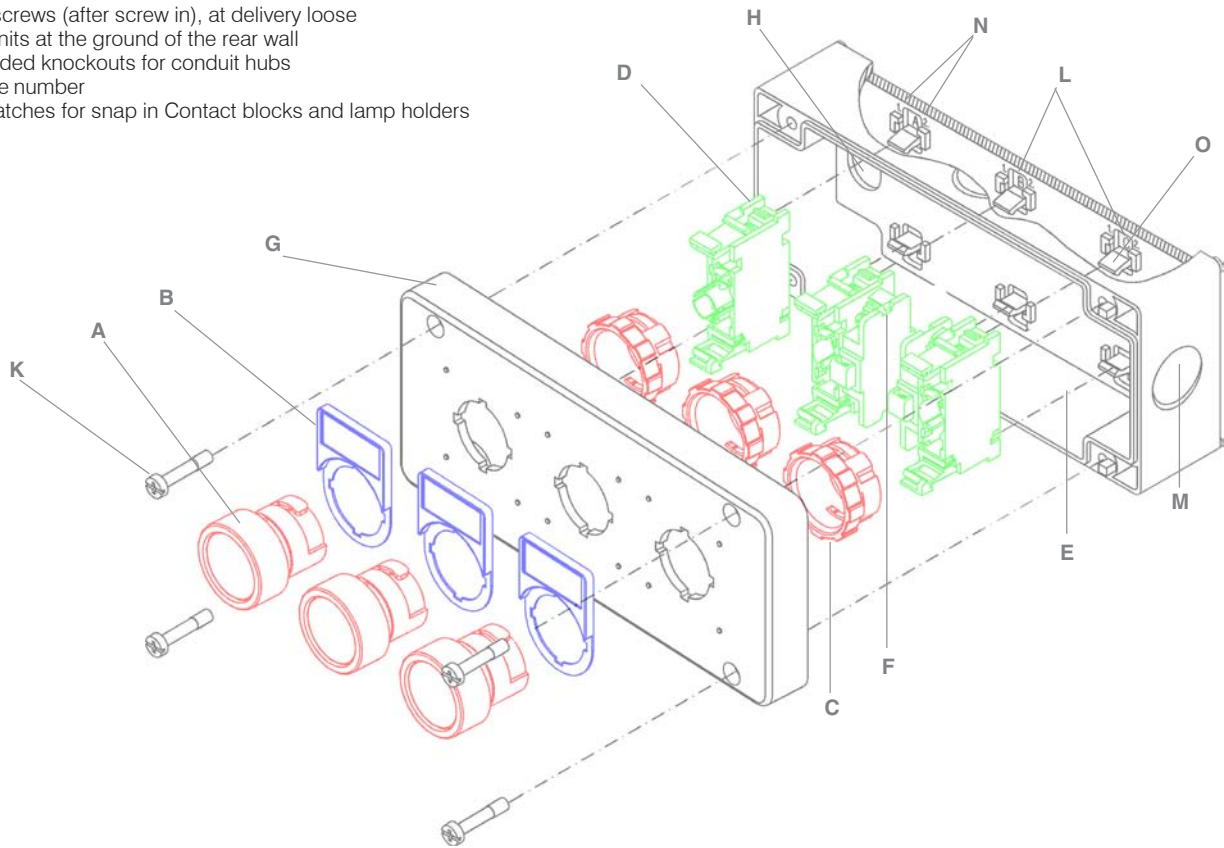
max. 440V AC	direct connection, for lamps max. 1,7W (active power consumption)	x5 x2 ├──┘ x1	B3FT	10	0,020
--------------	---	---------------------	-------------	----	-------

1) (→) NC contact has a positive opening according to IEC/EN 60947-5-1

2) Contact blocks with gold contacts (B3T..G) on request suitable for 17V= /1mA and for difficult ambient conditions.

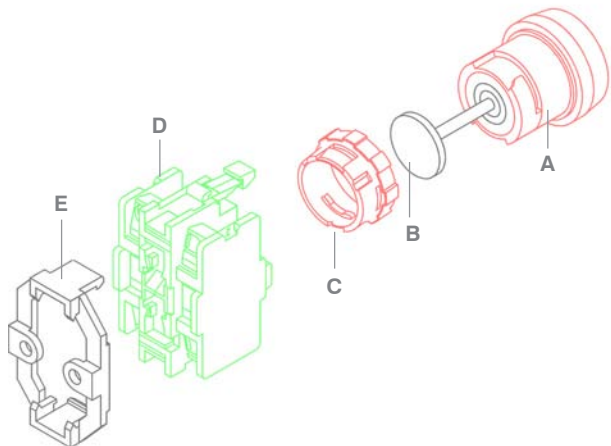
Assembled Stations BG.. IP67 Type12

- A Actuators or Lens caps, see page 3 - 6
- B Legend plates with label holder
- C Ring and nut (included with actuator or lens cap)
- D Contact blocks and lamp holders, see page 20
- E Rear shroud
- F Function number
- G Cover
- H Pre-moulded knockouts in rear wall
- K Captive screws (after screw in), at delivery loose
- L Sign of units at the ground of the rear wall
- M Pre-moulded knockouts for conduit hubs
- N Sequence number
- O Spring-catches for snap in Contact blocks and lamp holders



Buttons for base mounting

- A Actuator Ø 22mm see page 3 - 6, Ø 30mm see page 13 - 15
- B Extension B4V...
- C Ring and nut (included with actuator or lens cap)
- D Contact block B4.. see page 20
- E Base B4U for base and DIN-rail mounting of contact blocks



Type

Pack Weight
pcs. kg/pc.


















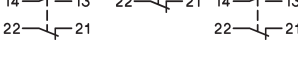

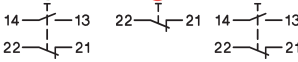












Mounting Plate for base and DIN-rail mounting of contact blocks



Type	Description	Pack pcs.	Weight kg/pc.
B4U	Mounting Plate for base and DIN-rail mounting of contact blocks and lamp holders B4.U...	10	0,010
B3UP	Ring and Nut for mounting former actuators and lens caps B4...	10	0,004

Assembled Stations IP67 (IP65) Typ12

For conduit entries are in top and both small sides only one knockouts for conduit hubs Ø20,5mm, for M20 or PG13,5 provided.

	Diagram	Type	Pack pcs.	Weight kg/pc.
Plastic enclosed buttons and Pilot Lights				
		BG10 GN	1	0,135
		BG10 RT	1	0,135
		BG01 GN	1	0,135
		BG01 RT	1	0,135
		BG10SAR 0	1	0,165
		BG10SARR 0	1	0,172
		BG20	1	0,200
		BG20PF	1	0,200
		BG30PF	1	0,283
		BG30	1	0,283
		BG21 GN	1	0,270
		BG10P14P GR	1	0,187
Plastic enclosed EMERGENCY STOP buttons				
		BG10P34-11	1	0,145
		BG10P44-11	1	0,145
		BG10P44S3-11	1	0,178
		BG10P34P-11	1	0,187

1) IP65

Enclosures BG.. IP67, Type12





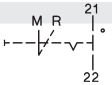

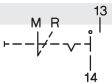


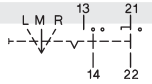


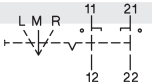

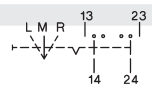
Number of units	Description	Type	Pack pcs.	Weight kg/pc.
1	3 knockouts Ø20,5mm (M20 or PG13,5)	BG1	1	0,108
2	3 knockouts Ø20,5mm (M20 or PG13,5)	BG2	1	0,145
3	3 knockouts Ø20,5mm (M20 or PG13,5)	BG3	1	0,188

Buttons and Lens Caps B3.. see page 3 to 6

Contacts	Lamp voltage	Wiring diagram	actuators with 2 or 3 switch positions	Type	Pack pcs.	Weight kg/pc.
----------	--------------	----------------	--	------	-----------	---------------



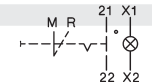

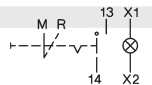


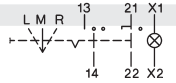


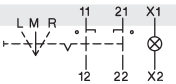

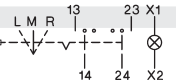
Contact blocks for enclosures BG..




1NC ¹⁾ 				B4TU01	10	0,015
1NO				B4TU10	10	0,015
1NO+1NC ¹⁾ 				B4TU11	10	0,022
2NC ¹⁾ 				B4TU02	10	0,022
2NO				B4TU20	10	0,022

Contact blocks with lamp holder, socket BA9s for LED or lamps, for enclosures BG..



1NC ¹⁾ 	max. 440V AC/DC			B4TU01F	10	0,020
1NO	max. 440V AC/DC			B4TU10F	10	0,020
1NO+1NC ¹⁾ 	max. 440V AC/DC			B4TU11F	10	0,027
2NC ¹⁾ 	max. 440V AC/DC			B4TU02F	10	0,027
2NO	max. 440V AC/DC			B4TU20F	10	0,027

Lamp holder, socket BA9s for LED or lamps

max. 440V AC/DC	direct connection, for lamps max. 1,9W (take care for active power consumption)		X1 X2	B4FU	10	0,013
-----------------	---	--	----------	------	----	-------

1)  NC contact has a positive opening according to IEC/EN 60947-5-1

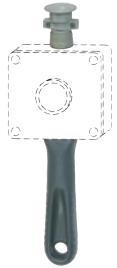
Accessories for Plastic enclosed buttons



		Type	Pack pcs.	Weight kg/pc.
Wrench	for mounting of actuators and lens caps B(S)3..	J7049	1	0,018



Couple Part	to couple enclosures BKLG or assembled stations BG..	B4-8852	1	0,018
--------------------	--	----------------	---	-------



Suspension Eye	for hanging stations	B4-9929	1	0,188
-----------------------	----------------------	----------------	---	-------

Handle and Cable Inlet	to change enclosures BG.. or assembled stations BG.. into a hanging station	B4-9149	1	0,064
-------------------------------	---	----------------	---	-------

Technical Data

Terminal markings for control units according to DIN EN 50013

Distinc. number	Contact elements	Distinc. number	Contact elements	Distinc. number	Contact elements	Distinc. number	Contact elements	Distinc. number	Contact elements	Colour code
10								01		 NO Green NC Red
20		11						02		
30		21		12				03		
40		31		22		13		04		

Data according to IEC 947-5-1, VDE 0660, EN 60947-5-1

Type		B3T	B4T
Rated insulation voltage U_i	V AC	690 ¹⁾	500
Utilization category AC12 Control of resistive loads and solid stateloads with isolation by opto couplers			
Rated current I_n	220-240V A 380-415V A 500V A 690V A	10 10 10 10	10 10 10 -
Utilization category AC15 Control of electromagnetic load (>72VA)			
Rated current I_n	220-240V A 380-415V A 500V A 690V A	6 5 3 2	6 5 3 -
Utilization category DC12 L/R = 1ms Control of resistive loads and solid stateloads with isolation by opto couplers			
Rated current I_n	24V A 60V A 110V A 220V A	10 6 2,5 0,8	10 6 2,5 0,8
Utilization category DC14 L/R = 15ms Control of electromagnetic loads having economy resistors in circuit			
Rated current I_n	24V A 60V A 110V A 220V A	8 1 2 0,5	8 1 2 0,5
Utilization category DC13 L/R = 300ms Control of electromagnets			
Rated current I_n	24V A 60V A 110V A 220V A	2 5 0,5 0,2	2 5 0,5 0,2
Making capacity	A	60	60
Breaking capacity $\cos\phi = 0,7-1$	40-60Hz A	50	50
Mechanical life	millions of operations	10	10
Contact life (AC15)			
100VA	millions of operations	10	10
300VA	millions of operations	3	3
800VA	millions of operations	1	1
1200VA	millions of operations	0,5	0,5
Maximum frequency of operations	ops. per hour	600	600
Short circuit protection	slow, gL (gG) A	25	25
Type		B3F	B4F
Rated insulation voltage U_i	V AC	440 ²⁾	440 ²⁾
Lamp base		BA9s	

Type		B3., B4.
Protection degree (according to IEC 947-1) in assembled state, from the front from rear		IP65 IP00
Ambient temperature	°C	-20 to +50
Cable cross-section		
	solid, mm ² flexible, mm ² flexible with multicore cable end, mm ² number	0,5 - 2,5 0,5 - 2,5 0,5 - 1,5 2
Cables per clamp		2
Mounting hole (according to IEC 947-1)	Ø mm Ø mm	22,5 30,5
Mounting position		optional
Terminal screws		Pozidriv No. 2 screws M3,5

Data according to cULus

Type	B3.	B4.
Contact Block for NO and NC	600 V AC max.	600 V AC max.
General use	10A	10A
Heavy pilot duty	A600	A600
Lamp Holder with socket BA9s	240V 2,6W max.	240V 2,6W max.
Wire (Contact and lamp holder)	14 - 18AWG	14 - 18AWG
Torque	9 lb/in.	9 lb/in.

Approvals

Country	USA, Canada UL	Europe CE	Register of Shipping Great Britain LRS	CENELEC CB- Certificates
Type				
B3T..	o	o	-	o
B3F..	o	o	-	o
B4TU..	o	o	o	o
B4T..UF	o	o	o	o
B4FU..	o	o	o	o
B3-MB..	-	o	-	-

o In standard version approved

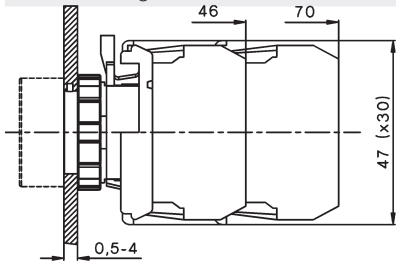
- Not provided for test till now

1) suitable for: earthed-neutral systems, overvoltage category I to IV, pollution degree 3 (standard-industry): $U_{imp} = 6kV$. Data for other conditions on request
2) suitable for: earthed-neutral systems, overvoltage category I to III, pollution degree 3 (standard-industry): $U_{imp} = 4kV$

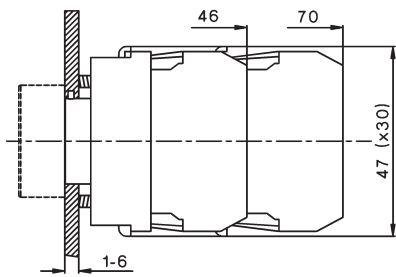
Dimensions

Actuators and Lens Caps 22mm

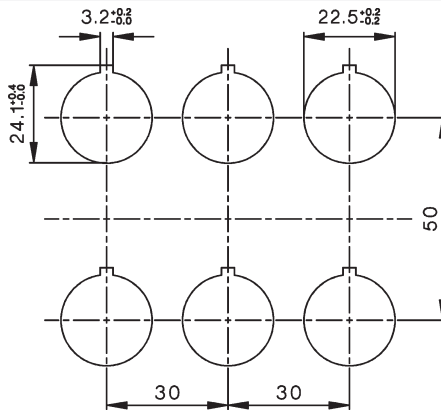
Panel mounting B3S



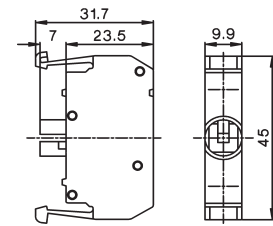
Panel mounting B3M



Mounting holes



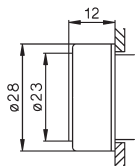
Contact blocks and Lampenhalter B3...



Dimensions of minimum space requirements according to IEC. Take to consideration the field of traverse of swing knobs (27mm) and the diameter of mushroom heads.

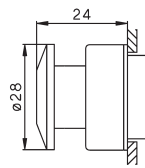
Actuators and Lens caps

Flush Head
Illuminated Flush Head



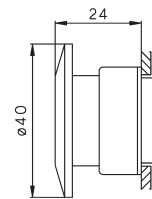
B3D(R), B3DL(R)
BS3D(R), BS3DL(R)
BC3D(R), BC3DL(R)

Mushroom Head Ø28mm
Emergency Stop Ø28mm



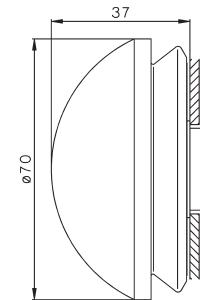
B3P1 bis B3P3
BS3P1 bis BS3P3
BC3P1 bis BC3P3

Mushroom Head Ø40mm
Emergency Stop Ø40mm



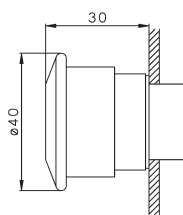
B3P14, B3P34
BS3P14, BS3P34
BC3P14, BC3P34

Mushroom Head Ø70mm
Emergency Stop Ø70mm



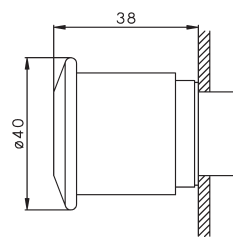
BS3P14P
BS3P34P

Push-and pull button Ø40mm



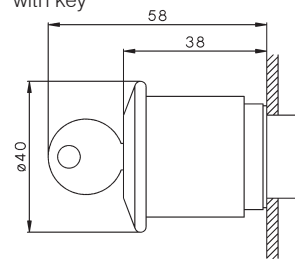
BS3P44

Push-and pull button Ø40mm



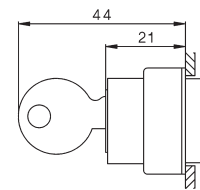
BS3P45

Push-and pull button Ø40mm
with key



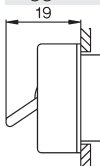
BS3P44S3

Lockable Push button



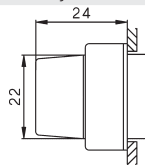
B3SAR., B3SAT.
BS3SAR., BS3SAT.
BC3SAR., BC3SAT.

Toggle



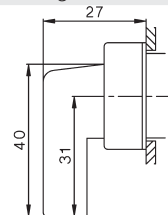
B3E
BS3E
BC3E

Rotary Knob



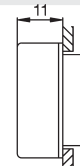
B3KN, B3KL
BS3KN, BS3KL
BC3KN, BC3KL

Swing Knob



B3KRL, B3KRN
BS3KRL, BS3KRN
BC3KRL, BC3KRN

Lens Cap

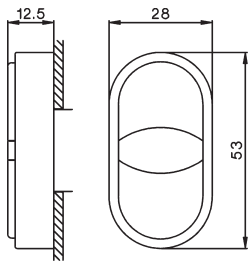


B3R(F)

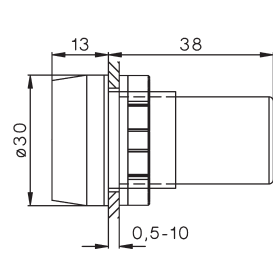
Dimensions

Actuators and Lens Caps 22mm

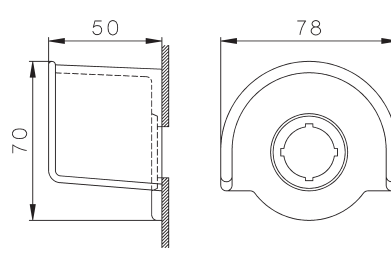
Double push button



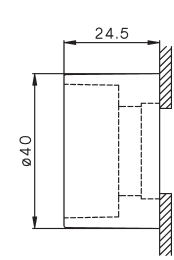
Monoblock Multi-LED



Protection cover



Protection ring w. thread



B3DT

B3-MB...

B3-SK ..

P921-.

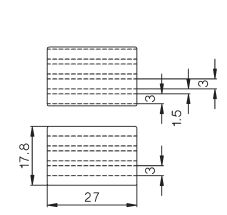
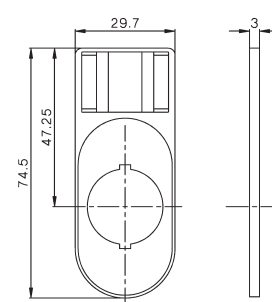
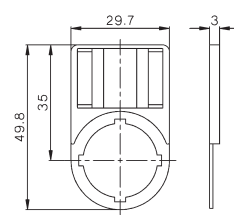
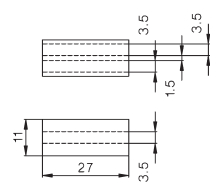
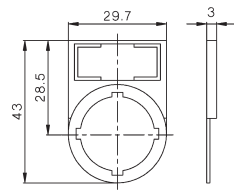
Label holder

Legend plate

Label holder

Label holder

Legend plate



P751

BK4-...

P761

P761-DT

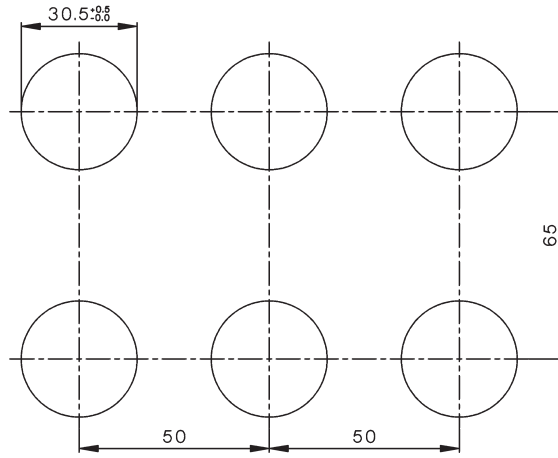
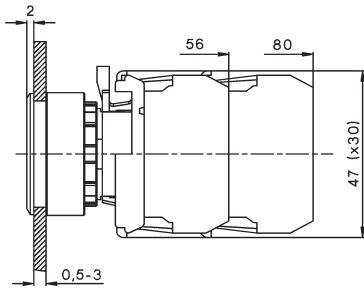
BK8-...

Dimensions

Actuators and Lens Caps 30mm

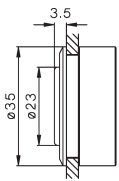
Panel mounting B3S

Mounting holes



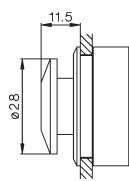
Actuators and Lens caps

Flush Head
Illuminated Flush Head



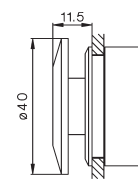
B5D(R), B5DL(R)
BS5D(R), BS5DL(R)

Mushroom Head Ø28mm
Emergency Stop Ø28mm



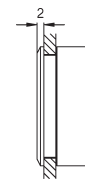
B5P1 to B5P3
BS5P1 to BS5P3

Mushroom Head Ø40mm
Emergency Stop Ø40mm



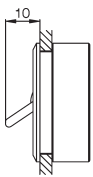
B5P14, B5P34
BS5P14, BS5P34

Lens Cap



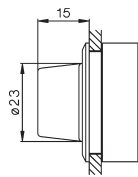
B5RF

Toggle



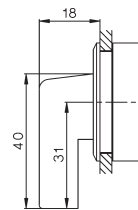
B5E
BS5E

Rotary Knob



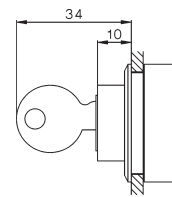
B5KN, B5KL
BS5KN, BS5KL

Swing Knob



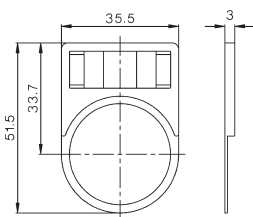
B5KRL, B5KRN
BS5KRL, BS5KRN

Lockable Push button



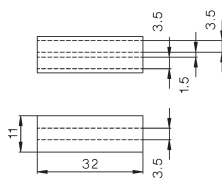
B5SAR., B5SAT.
BS5SAR., BS5SAT.

Label holder



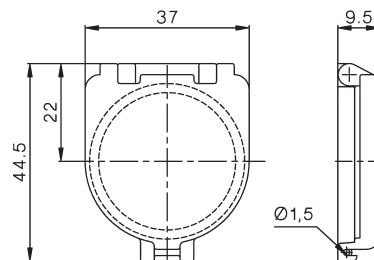
P761

Legend plate



BK5-...

Protectiv cover

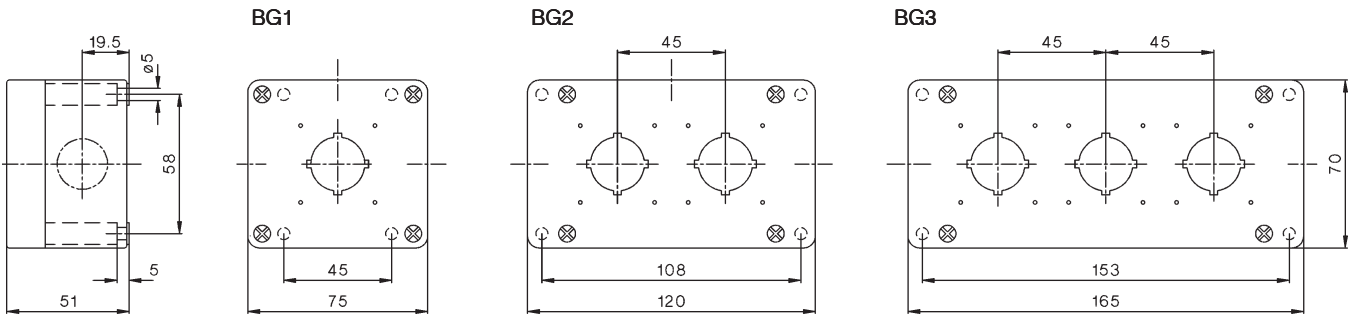


B5-SAP

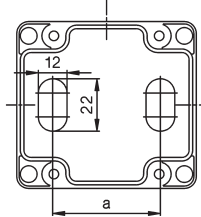
Dimensions

Enclosures for Custom Built Stations

Three conduit entries (knockouts), each on top, left and right side, Ø20,5mm (M20 or PG13,5)

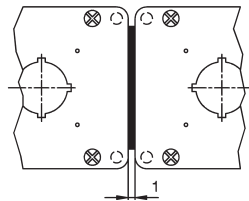


Conduit entries in the bottom (knockouts)

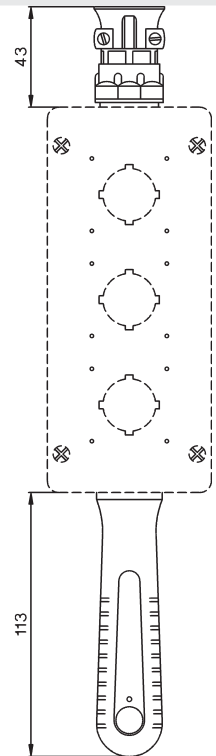


Number of units	Dimension a
1	45
2	90
3	135

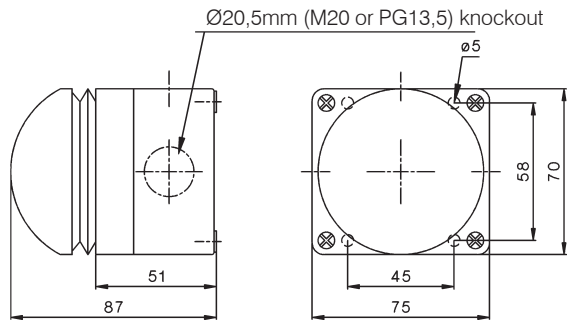
Coupled Enclosures B4-8852



Hanging Station B4-9149



EMERGENCY STOP Push Button Ø70 mm, Foot switch BG10P34P, BG10P14P



Dimensions

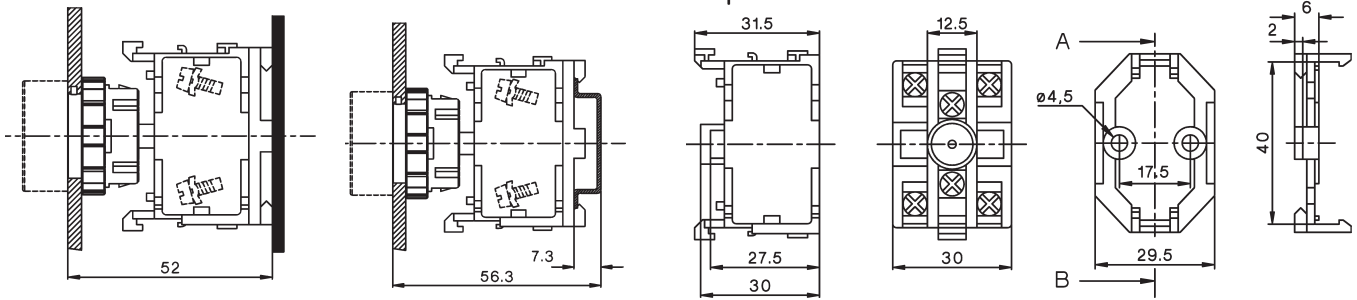
Actuators 22mm

Base mounting

DIN-rail mounting

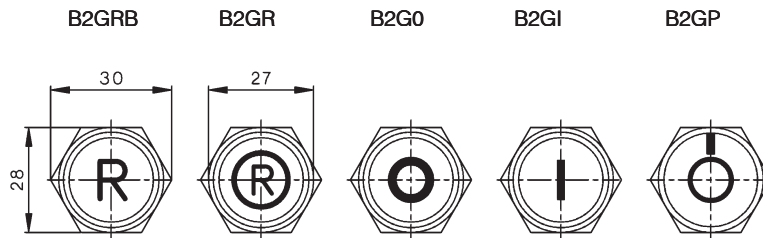
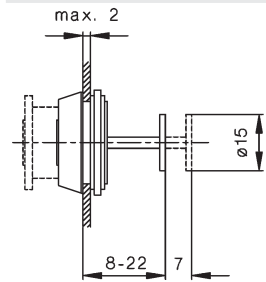
Contact blocks and
Lamp Holders B4.U...

Base B4U

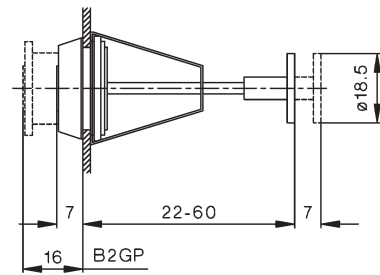


Push buttons for enclosures

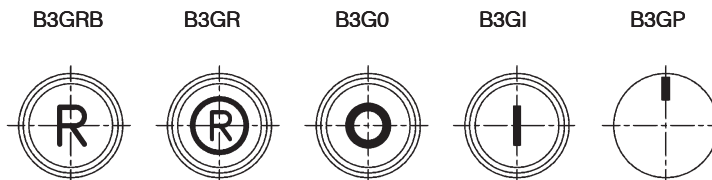
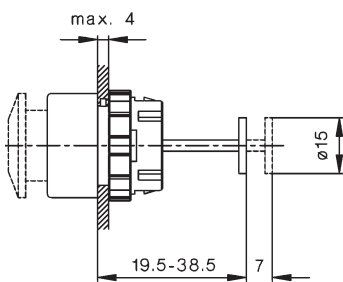
B2G...-22



B2G...-60



B3G...-31,5



B3G...-60

