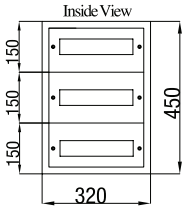


METAL DISTRIBUTION BOARDS

surface & flush mounting

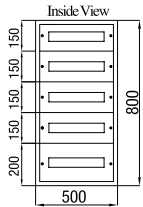


CPR 803



Surface Mounted

Code	Dimension (WxHxD)	Description	Pack
CPR 800	320x300x150	24 Modules	1
CPR 801	320x450x150	36 Modules	1
CPR 802	320x600x175	48 Modules	1
CPR 803	400x600x175	60 Modules	1

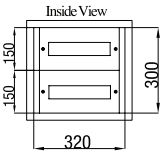


CPR 804



Surface Mounted

Code	Dimension (WxHxD)	Description	Pack
CPR 804	500x800x175	100 Modules	1
CPR 805	500x950x175	120 Modules	1
CPR 806	750x800x200	150 Modules	1
CPR 807	750x1000x200	180 Modules	1

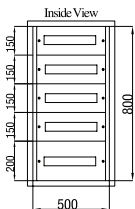


CPR 820



Flush Mounted

Code	Dimension (WxHxD)	Description	Pack
CPR 820	320x300x140	24 Modules	1
CPR 821	320x450x140	36 Modules	1
CPR 822	320x600x140	48 Modules	1
CPR 823	400x600x140	60 Modules	1



CPR 824



Flush Mounted

Code	Dimension (WxHxD)	Description	Pack
CPR 824	500x800x140	100 Modules	1
CPR 825	500x950x165	120 Modules	1
CPR 826	750x800x165	150 Modules	1
CPR 827	750x1000x165	180 Modules	1

Complementary Items

Code	Dimension (WxHxD)	Description	Pack
CPR 8012 B	145x273x5	12M Blank Cover	1
CPR 8015 B	145x273x9	15M Blank Cover	1
CPR 8012 D	455x150x50	12M DIN Rail Frame	1
CPR 8015 D	455x150x10	15M DIN Rail Frame	1