

Product sheet

Modular contactors with manual control



ST25-20-M



ST25-40-M



ST40-40-M



ST63-40-M



Purpose

Electromagnetic contactors in modular enclosures for direct mounting on TH-35 mm rail.

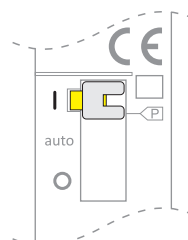
An additional manipulator on the front of the device allows you to manually control the contactor contacts (regardless of the state of the coil) – circuits can be manually switched on or off, for example during installation/maintenance work.

Functioning

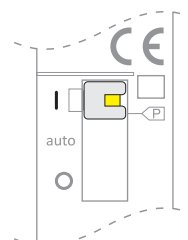
Operation of the contactor depends on the setting of the operating mode switch:

"I" (upper position)

If the contactor coil is not powered, the contractor contacts are closed. After powering the contactor, the switch automatically switches to the "Auto" position and from that moment on operates in automatic mode. To lock the contacts in the switched-on position regardless of the power supply of the contactor, move the yellow locking lever to the left while the operating mode is set to the "I" position.



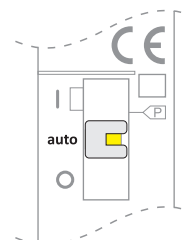
with locking



without locking

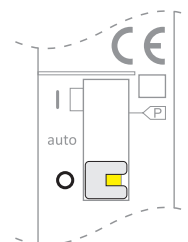
"Auto" (centre position)

Applying power activates the contactor and closes the contacts. After the power supply is disconnected, the contactor switches off and the contacts opens.



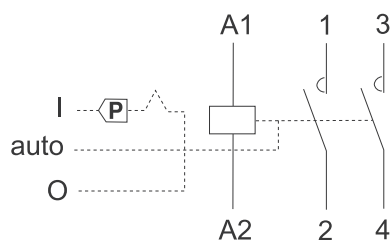
"O" (lower position)

The contactor contacts remain open regardless of the power supply voltage state.

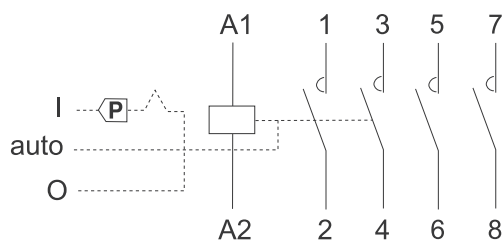


Diagram

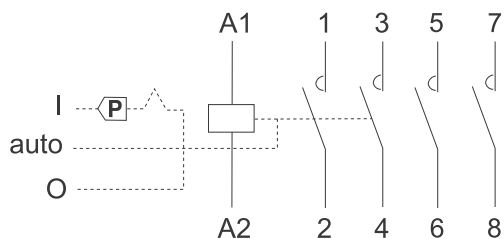
ST25-20-M



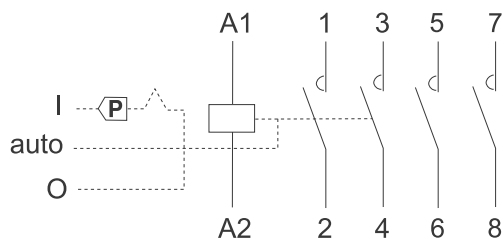
ST25-40-M



ST40-40-M



ST63-40-M



Technical data

Index	ST25-20-M	ST25-40-M	ST40-40-M	ST63-40-M
EAN	5902431673837	5902431673998	5902431674001	5902431674018
Dimensions (W×H×D)	18×85×65 mm	36×85×65 mm	36×85×65 mm	54×85×65 mm
Rated operating voltage	main circuit 250 V AC			
Rated operating current (AC-1)	25 A	25 A	40 A	63 A
Load capacity of main contacts				
AC-7a	25 A	25 A	40 A	63 A
AC-7b	9 A	9 A	18 A	25 A
Power supply voltage of the coil (50/60 Hz)	220÷240 V AC			
Contacts	2×NO	4×NO	4×NO	4×NO
Power consumption				
At the moment of switching on	9.2 VA	34 VA	53 VA	53 VA
During operation	2.7 VA (1.2 W)	4.6 VA (1.6 W)	6.5 VA (2.1 W)	6.5 VA (2.1 W)
Working temperature				
Operation	-25÷55°C			
Storage	-40÷80°C			
Mounting	on TH-35 rail			
Protection level	IP20			