



ul. Konstytucyjna 79/81
95-200 Pabianice
tel/fax 48 42 2270971 POLAND
e-mail: fif@fif.com.pl

DMA-3 DIGITAL CURRENT INTENSITY INDICATOR three-phase



5 19 0 8 3 1 2 1 5 9 2 2 2 8

www.fif.com.pl

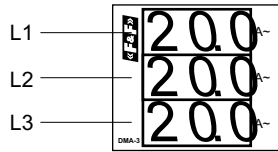
F&F products are covered by a 24 months warranty from date of purchase

PURPOSE

Current intensity indicator is devised to continually measure the value of the current in a circuit of three-phases.

FUNCTIONING

Indicator DMA-3 with standard measurement system displays current load in electric system.

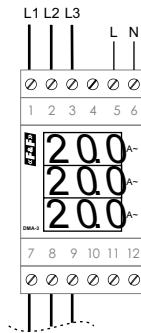


TECHNICAL DATA

supply	100+300V AC
supply frequency	45+55Hz
current load	
version 20A	20A
relays version	input value for relay
max temporary current overloading	40A (<1sec)
precision	1%
display	segment LED 10x6mm
power consumption	4W
working temperature	-25+50°C
dimensions	3 modules (52,5mm)
fixing	on rail TH-35

WIRING DIAGRAM

Version 20A

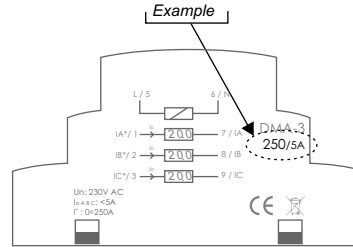


ASSEMBLY

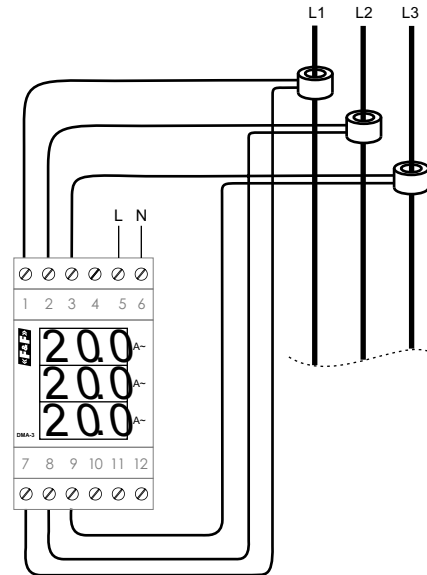
1. Take OFF the power.
2. Put on indicator on the rail.
3. Connect power to joints 5-6 with marks.
4. **Version 20A:** measurement joints 1-7, 2-8, 3-9 connect in line to controlled phase lines: L1, L2, L3.
Relays version: measurement joints 1-7, 2-8, 3-9 connect in line to relays of correct phases L1, L2, L3

ATTENTION!

During installation indicator in relays version need connect relays with value which is give on the box.



Relays version



A090708