
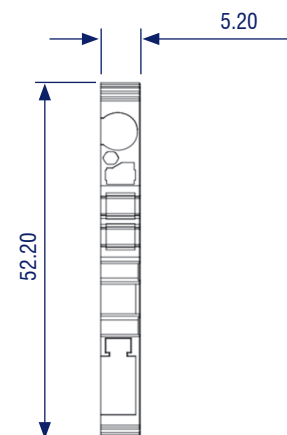
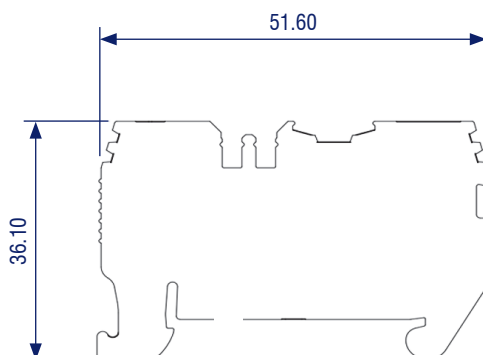


SCP2.5 - Spring Clamp Terminal with Plug Entry

SCP Series - 500V, 24A, 2.5mm²



| Dimensions & Weight | | | | |
|--|-----------------|------------|-----------|---------------|
| Width | 5.20mm | | | |
| Height (MR35x7.5) | 37.30mm | | | |
| Length | 51.60mm | | | |
| Net Weight | 6g | | | |
| Electrical Ratings | | Voltage V~ | Current A | Cross-Section |
| UL | - | - | - | |
| IEC | 500V | 24A | 0.5-4mm² | |
| IECEX | - | - | - | |
| Flammability Rating | | | | |
| UL94 | V0 | | | |
| Temperature | | | | |
| Operating Temperature | -60°C to +130°C | | | |
| Connection Data | | | | |
| Conductor Cross-Section Solid (min-max) | 0.08-4mm² | | | |
| Conductor Cross-Section Stranded (min-max) | 0.2-2.5mm² | | | |
| Conductor Cross-Section Stranded with Ferrules (min-max) | 0.14-2.5mm² | | | |
| 2 Conductors with same Cross-Section Stranded, Twin Ferrules with plastic sleeve | 0.5mm² | | | |
| AWG Conductor | AWG 28-12 | | | |
| Insulation Stripping Length (min-max) | 8-10mm | | | |
| Connection in Acc. with Standard | IEC 60947-7-1 | | | |
| Torque (min-max) | N/A | | | |
| Technical Data | | | | |
| Rated Surge Voltage / Pollution Degree | 6kV / 3 | | | |
| Protection Class / Protection Conductor Type | IP0 / - | | | |



NOTE: Dimensions above are in mm









SCP2.5 - Spring Clamp Terminal with Plug Entry


SCP Series - 500V, 24A, 2.5mm²





| Ordering Codes | | (please refer to IMO for availability) | |
|----------------|--------------|--|---------------|
| ■ GREY | SCP2.5GREY | ■ GREEN | SCP2.5GREEN |
| ■ RED | SCP2.5RED* | ■ YELLOW | SCP2.5YELLOW* |
| ■ BLACK | SCP2.5BLACK* | □ WHITE | SCP2.5WHITE* |
| ■ BLUE | SCP2.5BLUE* | ■ ORANGE | SCP2.5ORANGE* |
| Pack Size | | | |
| Quantity | 50 Pcs | | |

Accessories

| End Plates | | Part Number | |
|---|----------------|--|-----------------|
|  GREY | SCPEP2.5GREY |  GREEN | SCPEP2.5GREEN |
|  RED | SCPEP2.5RED* |  YELLOW | SCPEP2.5YELLOW* |
|  BLACK | SCPEP2.5BLACK* |  WHITE | SCPEP2.5WHITE* |
|  BLUE | SCPEP2.5BLUE* |  ORANGE | SCPEP2.5ORANGE* |

| Partition | Part Number |
|---|---------------------------------------|
|  Product shown: SP2.5-10BEIGE | SP1BEIGE (small partition plate) |
| | SP2.5-10BEIGE (large partition plate) |



| Cross Connection | Part Number |
|--|--------------------|
|  Product shown: CCS2.5/3 | CCS2.5/2 (2 way) |
| | CCS2.5/3 (3 way) |
| | CCS2.5/4 (4 way) |
| | CCS2.5/10 (10 way) |

| Plug Connectors | Part Number |
|---|------------------|
|  Product shown: SCP-PT2.5/1GREY | SCP-PT2.5/1GREY |
| | SCP-PT2.5/1LGREY |
| | SCP-PT2.5/1MGREY |
| | SCP-PT2.5/1RGREY |

| Markers | Part Number |
|----------------------------|-------------------------------------|
| Blank Marker (white 5x5mm) | Contact IMO for further information |


| End Brackets | Part Number |
|---|--|
| Part Number: ES1 Screw type for MR35 DIN Rail  | Part Number: ES4 Screwless for MR35 DIN Rail  |

| Socket Lock | Socket Lock |
|--|---|
| Part Number: SCP-LOCK1 Enables locking of plug to socket Manual operation required to remove plug  | Part Number: SCP-LOCK2 Enables locking of two plugs to socket. Manual operation required to remove plug  |

| Pin Coding | Cable Holder |
|---|--|
| Part Number: SCP-CODE Enables blocking of terminal to prevent plug mis-connection  | Part Number: SCP-HOLD Enables secure attachment of cables to terminals  |



SCP2.5GREY




SCP2.5RED




SCP2.5BLACK




SCP2.5BLUE




SCP2.5GREEN



SCP2.5YELLOW



SCP2.5WHITE




SCP2.5ORANGE

* Supplied in grey & green as standard. For all other colours, minimum order quantities apply. Contact IMO for details.


NOTE: Images for illustration purposes only

SCP-HM2.5 - Hole Mounting Terminal

SCP Series - 500V, 24A, 2.5mm² - Single Pole Modular



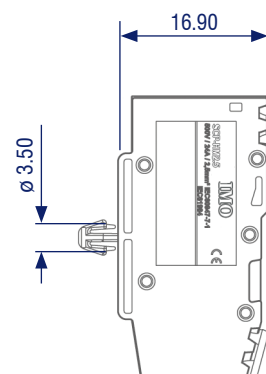
| Dimensions & Weight | | | |
|--|-----------------|-----------|---------------|
| Width | 5.20mm | | |
| Height (MR35x7.5) | 35.00mm | | |
| Length | 16.90mm | | |
| Net Weight | 4.5g | | |
| Electrical Ratings | Voltage V~ | Current A | Cross-Section |
| UL | - | - | - |
| IEC | 500V | 24A | 0.5-4mm² |
| IECEx | - | - | - |
| Flammability Rating | | | |
| UL94 | V0 | | |
| Temperature | | | |
| Operating Temperature | -60°C to +130°C | | |
| Connection Data | | | |
| Conductor Cross-Section Solid (min-max) | 0.08-4mm² | | |
| Conductor Cross-Section Stranded (min-max) | 0.2-2.5mm² | | |
| Conductor Cross-Section Stranded with Ferrules (min-max) | 0.14-2.5mm² | | |
| 2 Conductors with same Cross-Section Stranded, Twin Ferrules with plastic sleeve | 0.5mm² | | |
| AWG Conductor | AWG 28-12 | | |
| Insulation Stripping Length (min-max) | 8-10mm | | |
| Connection in Acc. with Standard | IEC 60947-7-1 | | |
| Torque (min-max) | N/A | | |
| Technical Data | | | |
| Rated Surge Voltage / Pollution Degree | 6kV / 3 | | |
| Protection Class / Protection Conductor Type | IP0 / - | | |



| Ordering Codes | | | |
|--|-----------------|----------|------------------|
| (please refer to IMO for availability) | | | |
| ■ GREY | SCP-HM2.5GREY | ■ GREEN | SCP-HM2.5GREEN |
| ■ RED | SCP-HM2.5RED* | ■ YELLOW | SCP-HM2.5YELLOW* |
| ■ BLACK | SCP-HM2.5BLACK* | □ WHITE | SCP-HM2.5WHITE* |
| ■ BLUE | SCP-HM2.5BLUE* | ■ ORANGE | SCP-HM2.5ORANGE* |
| Pack Size | | | |
| Quantity | 50 Pcs | | |

Accessories

| Markers | Part Number |
|----------------------------|-------------------------------------|
| Blank Marker (white 5x5mm) | Contact IMO for further information |
| End Plate | EPSCPFH2.5COLOUR |

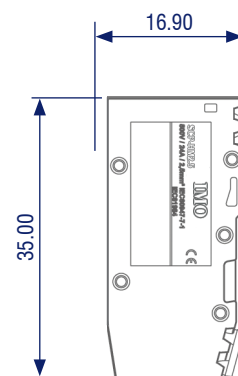



NOTE: Dimensions above are in mm

* Supplied in grey & green as standard. For all other colours, minimum order quantities apply. Contact IMO for details.

SCP-FM2.5 - Free Mounting Terminal

SCP Series - 500V, 24A, 2.5mm² - Single Pole Modular



NOTE: Dimensions above are in mm

| Dimensions & Weight | | | |
|--|-----------------|-----------|---------------|
| Width | 5.20mm | | |
| Height (MR35x7.5) | 35.00mm | | |
| Length | 16.90mm | | |
| Net Weight | 4.5g | | |
| Electrical Ratings | Voltage V~ | Current A | Cross-Section |
| UL | - | - | - |
| IEC | 500V | 24A | 0.5-4mm² |
| IECEx | - | - | - |
| Flammability Rating | | | |
| UL94 | V0 | | |
| Temperature | | | |
| Operating Temperature | -60°C to +130°C | | |
| Connection Data | | | |
| Conductor Cross-Section Solid (min-max) | 0.08-4mm² | | |
| Conductor Cross-Section Stranded (min-max) | 0.2-2.5mm² | | |
| Conductor Cross-Section Stranded with Ferrules (min-max) | 0.14-2.5mm² | | |
| 2 Conductors with same Cross-Section Stranded, Twin Ferrules with plastic sleeve | 0.5mm² | | |
| AWG Conductor | AWG 28-12 | | |
| Insulation Stripping Length (min-max) | 8-10mm | | |
| Connection in Acc. with Standard | IEC 60947-7-1 | | |
| Torque (min-max) | N/A | | |
| Technical Data | | | |
| Rated Surge Voltage / Pollution Degree | 6kV / 3 | | |
| Protection Class / Protection Conductor Type | IP0 / - | | |

| Ordering Codes | | | |
|--|-----------------|----------|------------------|
| (please refer to IMO for availability) | | | |
| ■ GREY | SCP-FM2.5GREY | ■ GREEN | SCP-FM2.5GREEN |
| ■ RED | SCP-FM2.5RED* | ■ YELLOW | SCP-FM2.5YELLOW* |
| ■ BLACK | SCP-FM2.5BLACK* | □ WHITE | SCP-FM2.5WHITE* |
| ■ BLUE | SCP-FM2.5BLUE* | ■ ORANGE | SCP-FM2.5ORANGE* |
| Pack Size | | | |
| Quantity | 50 Pcs | | |

Accessories

| Markers | Part Number |
|----------------------------|-------------------------------------|
| Blank Marker (white 5x5mm) | Contact IMO for further information |
| End Plate | EPSCPFH2.5COLOUR |

* Supplied in grey & green as standard. For all other colours, minimum order quantities apply. Contact IMO for details.

SCPEP2.5GREY

End Plate for SCP Push-In Series



| Ordering Codes | | (please refer to IMO for availability) | |
|----------------|----------------|--|-----------------|
| ■ GREY | SCPEP2.5GREY | ■ GREEN | SCPEP2.5GREEN |
| ■ RED | SCPEP2.5RED* | ■ YELLOW | SCPEP2.5YELLOW* |
| ■ BLACK | SCPEP2.5BLACK* | □ WHITE | SCPEP2.5WHITE* |
| ■ BLUE | SCPEP2.5BLUE* | ■ ORANGE | SCPEP2.5ORANGE* |
| ■ BEIGE | SCPEP2.5BEIGE* | ■ BROWN | SCPEP2.5BROWN* |
| Pack Size | | | |
| Quantity | 50 Pcs | | |

| Flammability Rating | |
|---------------------------------------|--------|
| UL94 | V0 |
| Construction | |
| Insulating Material | PA |
| Technical Data | |
| Continuous Operating Temperature Max. | 130°C |
| Continuous Operating Temperature Min. | -60°C |
| Dimensions | |
| Width | 1.0mm |
| Length | 51.4mm |
| Height | 29.6mm |

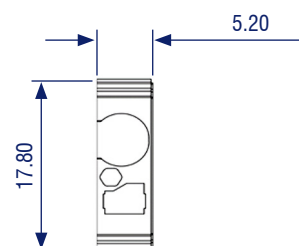
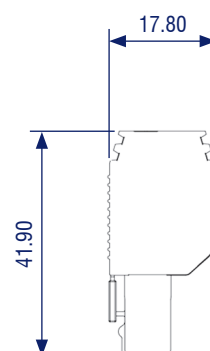
* Supplied in grey & green as standard. For all other colours, minimum order quantities apply. Contact IMO for details.

SCP-PT2.5/1 - Plug for SCP Terminal

SCP Series - 500V, 24A, 2.5mm² - Single Pole Non Modular



| Dimensions & Weight | | | |
|--|-----------------|-----------|---------------|
| Width | 5.20mm | | |
| Height (MR35x7.5) | 41.90mm | | |
| Length | 17.80mm | | |
| Net Weight | 4.5g | | |
| Electrical Ratings | Voltage V~ | Current A | Cross-Section |
| UL | - | - | - |
| IEC | 500V | 24A | 0.5-4mm² |
| IECEx | - | - | - |
| Flammability Rating | | | |
| UL94 | V0 | | |
| Temperature | | | |
| Operating Temperature | -60°C to +130°C | | |
| Connection Data | | | |
| Conductor Cross-Section Solid (min-max) | 0.08-4mm² | | |
| Conductor Cross-Section Stranded (min-max) | 0.2-2.5mm² | | |
| Conductor Cross-Section Stranded with Ferrules (min-max) | 0.14-2.5mm² | | |
| 2 Conductors with same Cross-Section Stranded, Twin Ferrules with plastic sleeve | 0.5mm² | | |
| AWG Conductor | AWG 28-12 | | |
| Insulation Stripping Length (min-max) | 8-10mm | | |
| Connection in Acc. with Standard | IEC 60947-7-1 | | |
| Torque (min-max) | N/A | | |
| Technical Data | | | |
| Rated Surge Voltage / Pollution Degree | 6kV / 3 | | |
| Protection Class / Protection Conductor Type | IP0 / - | | |



NOTE: Dimensions above are in mm

| Ordering Codes | | | |
|--|-------------------|----------|--------------------|
| (please refer to IMO for availability) | | | |
| ■ GREY | SCP-PT2.5/1GREY | ■ GREEN | SCP-PT2.5/1GREEN |
| ■ RED | SCP-PT2.5/1RED* | ■ YELLOW | SCP-PT2.5/1YELLOW* |
| ■ BLACK | SCP-PT2.5/1BLACK* | □ WHITE | SCP-PT2.5/1WHITE* |
| ■ BLUE | SCP-PT2.5/1BLUE* | ■ ORANGE | SCP-PT2.5/1ORANGE* |
| Pack Size | | | |
| Quantity | 50 Pcs | | |

Accessories

| Markers | Part Number |
|----------------------------|-------------------------------------|
| Blank Marker (white 5x5mm) | Contact IMO for further information |









* Supplied in grey & green as standard. For all other colours, minimum order quantities apply. Contact IMO for details.

SCP-PT2.5/1L - Plug for SCP Terminal

SCP Series - 500V, 24A, 2.5mm² - Single Pole Modular, LHS



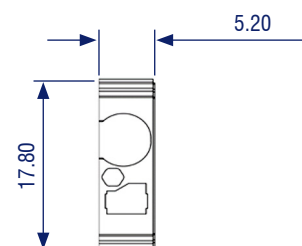
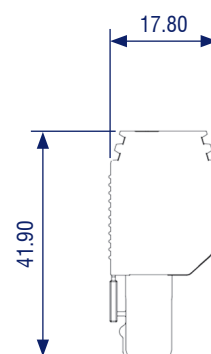

| Dimensions & Weight | | | |
|--|-----------------|-----------|---------------|
| Width | 5.20mm | | |
| Height (MR35x7.5) | 41.90mm | | |
| Length | 17.80mm | | |
| Net Weight | 4.5g | | |
| Electrical Ratings | Voltage V~ | Current A | Cross-Section |
| UL | - | - | - |
| IEC | 500V | 24A | 0.5-4mm² |
| IECEx | - | - | - |
| Flammability Rating | | | |
| UL94 | V0 | | |
| Temperature | | | |
| Operating Temperature | -60°C to +130°C | | |
| Connection Data | | | |
| Conductor Cross-Section Solid (min-max) | 0.08-4mm² | | |
| Conductor Cross-Section Stranded (min-max) | 0.2-2.5mm² | | |
| Conductor Cross-Section Stranded with Ferrules (min-max) | 0.14-2.5mm² | | |
| 2 Conductors with same Cross-Section Stranded, Twin Ferrules with plastic sleeve | 0.5mm² | | |
| AWG Conductor | AWG 28-12 | | |
| Insulation Stripping Length (min-max) | 8-10mm | | |
| Connection in Acc. with Standard | IEC 60947-7-1 | | |
| Torque (min-max) | N/A | | |
| Technical Data | | | |
| Rated Surge Voltage / Pollution Degree | 6kV / 3 | | |
| Protection Class / Protection Conductor Type | IP0 / - | | |

| Ordering Codes | | | | (please refer to IMO for availability) |
|---|--------------------|--|---------------------|--|
|  GREY | SCP-PT2.5/1LGREY |  GREEN | SCP-PT2.5/1LGREEN | |
|  RED | SCP-PT2.5/1LRED* |  YELLOW | SCP-PT2.5/1LYELLOW* | |
|  BLACK | SCP-PT2.5/1LBLACK* |  WHITE | SCP-PT2.5/1LWHITE* | |
|  BLUE | SCP-PT2.5/1LBLUE* |  ORANGE | SCP-PT2.5/1LORANGE* | |
| Pack Size | | | | |
| Quantity | 50 Pcs | | | |

Accessories

| Markers | Part Number |
|----------------------------|-------------------------------------|
| Blank Marker (white 5x5mm) | Contact IMO for further information |

* Supplied in grey & green as standard. For all other colours, minimum order quantities apply. Contact IMO for details.











NOTE: Dimensions above are in mm

SCP-PT2.5/1M - Plug for SCP Terminal

SCP Series - 500V, 24A, 2.5mm² - Single Pole Modular, Middle



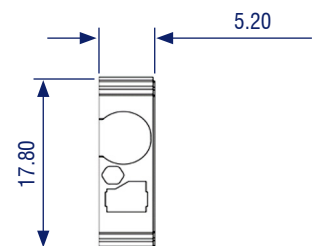
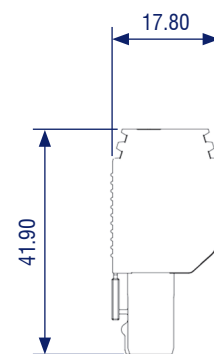

| Dimensions & Weight | | | |
|--|-----------------|-----------|---------------|
| Width | 5.20mm | | |
| Height (MR35x7.5) | 41.90mm | | |
| Length | 17.80mm | | |
| Net Weight | 4.5g | | |
| Electrical Ratings | Voltage V~ | Current A | Cross-Section |
| UL | - | - | - |
| IEC | 500V | 24A | 0.5-4mm² |
| IECEX | - | - | - |
| Flammability Rating | | | |
| UL94 | V0 | | |
| Temperature | | | |
| Operating Temperature | -60°C to +130°C | | |
| Connection Data | | | |
| Conductor Cross-Section Solid (min-max) | 0.08-4mm² | | |
| Conductor Cross-Section Stranded (min-max) | 0.2-2.5mm² | | |
| Conductor Cross-Section Stranded with Ferrules (min-max) | 0.14-2.5mm² | | |
| 2 Conductors with same Cross-Section Stranded, Twin Ferrules with plastic sleeve | 0.5mm² | | |
| AWG Conductor | AWG 28-12 | | |
| Insulation Stripping Length (min-max) | 8-10mm | | |
| Connection in Acc. with Standard | IEC 60947-7-1 | | |
| Torque (min-max) | N/A | | |
| Technical Data | | | |
| Rated Surge Voltage / Pollution Degree | 6kV / 3 | | |
| Protection Class / Protection Conductor Type | IP0 / - | | |

| Ordering Codes | | | | (please refer to IMO for availability) |
|---|--------------------|--|---------------------|--|
|  GREY | SCP-PT2.5/1MGREY |  GREEN | SCP-PT2.5/1MGREEN | |
|  RED | SCP-PT2.5/1MRED* |  YELLOW | SCP-PT2.5/1MYELLOW* | |
|  BLACK | SCP-PT2.5/1MBLACK* |  WHITE | SCP-PT2.5/1MWHITE* | |
|  BLUE | SCP-PT2.5/1MBLUE* |  ORANGE | SCP-PT2.5/1MORANGE* | |
| Pack Size | | | | |
| Quantity | 50 Pcs | | | |

Accessories

| Markers | Part Number |
|----------------------------|-------------------------------------|
| Blank Marker (white 5x5mm) | Contact IMO for further information |

* Supplied in grey & green as standard. For all other colours, minimum order quantities apply. Contact IMO for details.











NOTE: Dimensions above are in mm

SCP-PT2.5/1R - Plug for SCP Terminal

SCP Series - 500V, 24A, 2.5mm² - Single Pole Modular, RHS



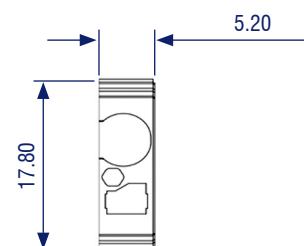
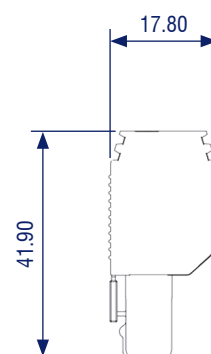
| Dimensions & Weight | | | |
|--|-----------------|-----------|---------------|
| Width | 5.20mm | | |
| Height (MR35x7.5) | 41.90mm | | |
| Length | 17.80mm | | |
| Net Weight | 4.5g | | |
| Electrical Ratings | Voltage V~ | Current A | Cross-Section |
| UL | - | - | - |
| IEC | 500V | 24A | 0.5-4mm² |
| IECEx | - | - | - |
| Flammability Rating | | | |
| UL94 | V0 | | |
| Temperature | | | |
| Operating Temperature | -60°C to +130°C | | |
| Connection Data | | | |
| Conductor Cross-Section Solid (min-max) | 0.08-4mm² | | |
| Conductor Cross-Section Stranded (min-max) | 0.2-2.5mm² | | |
| Conductor Cross-Section Stranded with Ferrules (min-max) | 0.14-2.5mm² | | |
| 2 Conductors with same Cross-Section Stranded, Twin Ferrules with plastic sleeve | 0.5mm² | | |
| AWG Conductor | AWG 28-12 | | |
| Insulation Stripping Length (min-max) | 8-10mm | | |
| Connection in Acc. with Standard | IEC 60947-7-1 | | |
| Torque (min-max) | N/A | | |
| Technical Data | | | |
| Rated Surge Voltage / Pollution Degree | 6kV / 3 | | |
| Protection Class / Protection Conductor Type | IP0 / - | | |

| Ordering Codes | | | | (please refer to IMO for availability) |
|---|--------------------|--|---------------------|--|
|  GREY | SCP-PT2.5/1RGREY |  GREEN | SCP-PT2.5/1RGREEN | |
|  RED | SCP-PT2.5/1RRED* |  YELLOW | SCP-PT2.5/1RYELLOW* | |
|  BLACK | SCP-PT2.5/1RBLACK* |  WHITE | SCP-PT2.5/1RWHITE* | |
|  BLUE | SCP-PT2.5/1RBLUE* |  ORANGE | SCP-PT2.5/1RORANGE* | |
| Pack Size | | | | |
| Quantity | 50 Pcs | | | |

Accessories

| Markers | Part Number |
|----------------------------|-------------------------------------|
| Blank Marker (white 5x5mm) | Contact IMO for further information |

* Supplied in grey & green as standard. For all other colours, minimum order quantities apply. Contact IMO for details.



NOTE: Dimensions above are in mm