


TY4 Series

Electronic Miniature On-Delay Timer



Key Features

- Plug-In Timer
- Settings range from 0.1 sec. to 100 hours
- 4 pole changeover contacts rated at 6A @ 240VAC
- AC & DC supply versions available
- LED indication for Time Range, Counting Time and Power On
- Pin-out compatible with industry standard 4-pole plug-in relays
- Sockets available for DIN Rail or PCB mounting



Plug-in socket SRN4-S sold separately

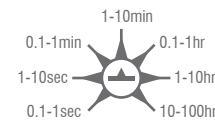


Options & Ordering Codes

Series	TY4	12DC	Supply Voltage
TY4 Plug-In Timer	TY4	12DC	12V DC
		24DC	24V DC
		24AC	24V AC
		115AC	115V AC
		230AC	230V AC

Time Range

Switch on the bottom of the product to be used to select timer duration.



General Data

Operating / Release Time (typical values)		10ms / 8ms
Electrical Life (AC1)		> 10 ⁵ @ 6A, 250VAC
Mechanical Life (Cycles)		> 2 x 10 ⁷
Dimensions (L x W x H)		27.5 x 21.2 x 62.5mm
Weight		49g
Ambient Temperature	Storage	-20°C to +85°C
	Operating	-20°C to +55°C
Protection Rating		IP20
Shock Resistance (NO / NC)		10g / 5g
Vibration Resistance		5g 10Hz to 150Hz

Contact Data - Input Circuit

Rated Voltage	50/60Hz AC	24 to 230V
	DC	12 to 24V
Must Release Voltage	AC	≥ 0.2Un
	DC	≥ 0.1Un
Operating Range of Supply Voltage		0.8 to 1.1 Un
Rated Power Consumption	AC	2.2VA
	DC	1.2W
Range of Supply Frequency		48 to 63Hz

Characteristics

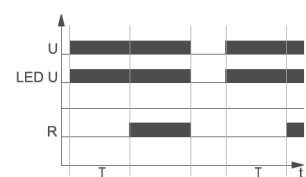
Insulation Rated Voltage		250V AC
Dielectric Strength	Inputs - Outputs	2500V AC (Insulation Type: Basic)
	Contact Clearance	2500V AC (Insulation Type: Basic)
	Pole - Pole	2000V AC (Insulation Type: Basic)
Input - Output Distance	Clearance	≥ 1.6mm
	Creepage	≥ 3.2mm

Contact Data - Output Circuit

Number & Type of Contacts		4 CO
Contact Material		AgNi
Max. Switching Voltage		250V AV / 250V DC
Rated Load (AC1)		6A / 230V AC
Max. Inrush Current		12A
Rated Current		6A
Max. Breaking Capacity (AC1)		1500VA
Min. Breaking Capacity	0.3W	5V, 5mA
Contact Resistance		≤ 100mΩ
Max. Operating Frequency	at rated load AC1	1200 cycles/hour
	no load	18000 cycles/hour

Time Module Data

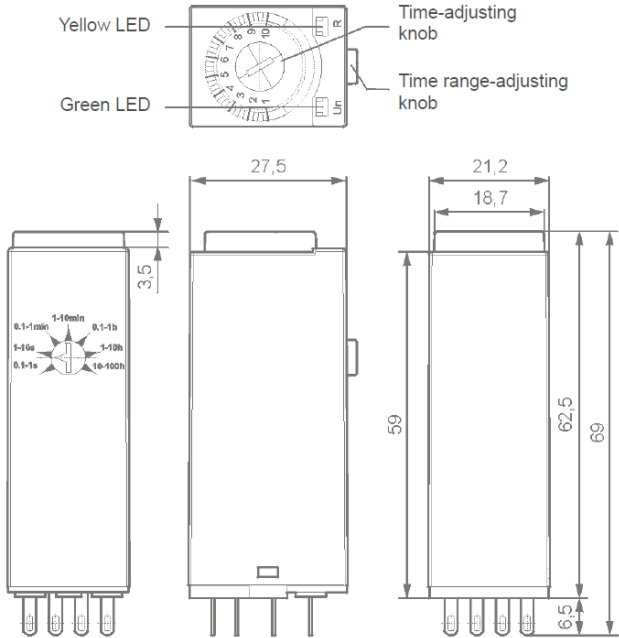
Function	ON Delay Applying the supply voltage U, the set time T begins - Off delay of the relay output relay R. After the interval T has lapsed, the output relay R switches on and remains on until the supply voltage U is interrupted
Time Ranges	1s, 10s, 1min, 10min, 1h, 10h, 100h
Timing Adjustments	Range - with the range-adjusting knob/switch; Within the range - with time-adjusting knob/potentiometer
Setting Accuracy	±5% (calculated from the final range values)
Repeatability	±1%
Temperature Influence	±0.01%/°C
Recovery Time	100ms
LED Indicator	Green: Indication of supply voltage U; Yellow: Indication of time period T & status of outputs after time T has been measured



TY4 Series

Electronic Miniature On-Delay Timer

Dimensions (mm)



Dimensions with Socket (mm)

