

RE62 UNIVERSAL CONTROLLER

FEATURES:




- Universal input for RTDs, thermocouples and analog signals.
- PID on/off control algorithm
- Innovative SMART PID algorithm.
- Interface RS-485 Modbus (option).
- Universal power supply 24 V or 230 V a.c./d.c.
- Modular design fulfills the requirements for devices mounted in standard modular switchgears.
- Advanced graphic OLED display which guarantees clear indication, high contrast and wide viewing angle.
- Configuration parameters via keys or an optional RS485 and free eCon software.


INPUTS:



OUTPUTS:



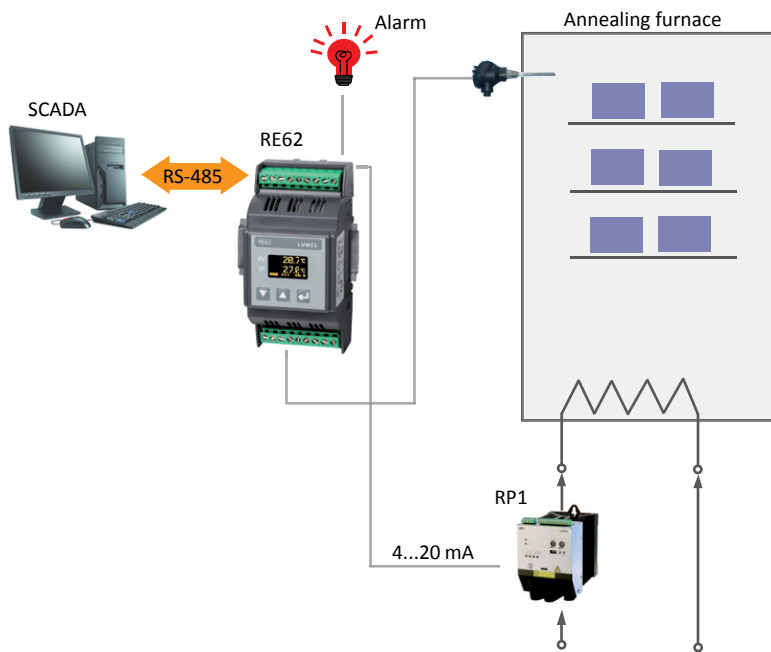
GALVANICALLY ISOLATION:



Export department:
+48 68 45 75 139/ 233/
321/ 386
Fax: +48 68 32 54 091
e-mail: export@lumel.com.pl

LUMEL S.A.
ul. Sulechowska 1
65-022 Zielona Góra
POLAND
WWW.LUMEL.COM.PL

EXAMPLE OF APPLICATION



FRONT PANEL



Information icons:

- alarms
- manual/ automatic working mode
- retransmission enabled
- auto-tuning function enabled
- output activation
- RS-485 - reception/ transmission (optional)

INPUTS

Input type	Range	Error
Pt100	-100 ... 850°C	± (0.2 % of range + 1 digit)
Fe-CuNi (J)	-100 ... 1200°C	± (0.2 % of range + 1 digit)
NiCr-NiAl (K)	-100 ... 1370°C	± (0.2 % of range + 1 digit)
Current (I)	-24 mA ... -20 mA ... 20 mA ... 24 mA	± (0.2 % of range + 1 digit)
Voltage (U)	-72 mV ... -60 mV ... 60 mV ... 72 mV -12 ... -10 V ... 10 V ... 12 V	± (0.2 % of range + 1 digit)

OUTPUTS

Output type	Properties	Load capacity
Relay voltageless output (OUT1*, OUT2, OUT3*)	NO contacts	250 V~/5 A~
Continuous current output (OUT1*)	0/4 ... 20 mA ± 0,2 %	at $R_{load} \leq 250 \Omega$
Continuous voltage output (OUT1*)	0 ... 10 V ± 0,2 %	at $R_{load} \geq 500 \Omega$
Logic voltage output (OUT1*)	0/5V	30 mA
Supplying output (OUT3*)	24 V d.c. ± 15 %	max 40 mA

* - the presence of output depends on the controller version

DIGITAL INTERFACE - OPTION

Interface type	RS-485	Mode
Protocol	Modbus RTU	8N2, 8E1, 8O1, 8N1
Baud rate	4.8, 9.6, 19.2, 38.4, 57.6 kbit/s	
Broadcast address	253	

EXTERNAL FEATURES

Readout field	OLED display 128x64 pixel, amber color	
Overall dimensions	53 x 110 x 60.5 mm	rail mounting TS35
Weight	< 0.2 kg	
Protection grade	from front side: IP30	from terminal side: IP20

RATED OPERATING CONDITIONS

Supply voltage	22..60 V a.c. 50..400 Hz / 20..60 V d.c	60..253 V a.c. 40..400 Hz / 60..300 V d.c
Temperature	ambient: -10...23...55°C	storage: -25...70°C
Humidity	< 95%	without condensation
Operating position	vertical	
Preheating time	15 min.	

SAFETY AND COMPATIBILITY REQUIREMENTS

Electromagnetic compatibility	noise immunity	acc. to EN 61000-6-2
	noise emissions	acc. to EN 61000-6-4
Pollution level	2	
Installation category	III	
Maximal phase-to-earth operating voltage	for supplying circuit: 300 V	for measuring input and other circuits: 50 V
Altitude above sea level	< 2000 m	

CONNECTION DIAGRAMS




Fig. 1 View of RE62 controller connection strips

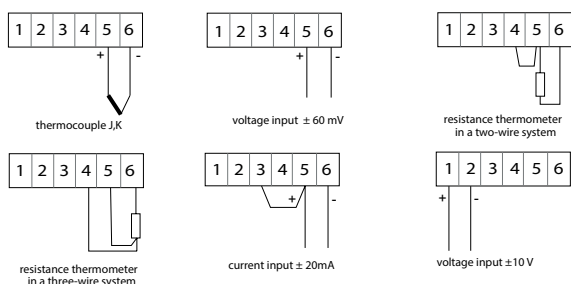


Fig. 2 Connection of measuring signals

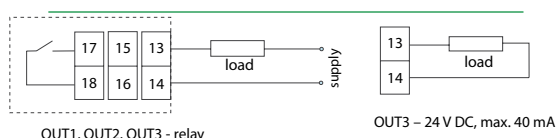


Fig. 3 Connection of steering/alarm outputs

ORDERING

Universal controller RE62 -	X	X	X	X	X	X
Additional output OUT1:						
without additional output	0					
relay 5 A 230 V	1					
0/4...20 mA (galvanically isolated)	2					
0...10 V (galvanically isolated)	3					
0/5 V 30 mA (for SSR, galvanically isolated)	4					
Additional output OUT3:						
without additional output	0					
relay 5 A 230 V	1					
supplying output 24 V d.c./ 40 mA (galvanically isolated)	2					
Interface RS-485:						
without Interface	0					
with RS-485 (galvanically isolated)	1					
Version:						
standard						00
custom-made*						XX
Language:						
Polish						P
English						E
other*						X
Acceptance tests:						
without extra requirements						0
with an extra quality inspection certificate						1
acc. to customer's request*						X

* - only after ageing with manufacturer

The controller RE62 has in standard:

- universal input
- 1 relay output OUT2
- supplying output 24 V a.c./d.c., 230 V a.c./d.c.

Order example:

The code **RE62-20100E0** means:
RE62 – controller RE62,
2 – with continuous output 0/4...20 mA,
0 – without additional output OUT3,
1 – with interface RS-485,
00 – standard version,
E – user's manual in English,
0 – without extra requirements.

SEE ALSO:



Programmable digital meter of temp., resistance and standard signals - N30U.



Universal transducer of temperature and standard signals - P30U.



Free eCon software for programming LUMEL's products. Available on our website www.lumel.com.pl

For more information about Lumel products please visit our website: www.lumel.com.pl

Export department:
 +48 68 45 75 139/ 233/ 321/ 386
 Fax: +48 68 32 54 091
 e-mail: export@lumel.com.pl

LUMEL S.A.
 ul. Sulechowska 1
 65-022 Zielona Góra
 POLAND
WWW.LUMEL.COM.PL