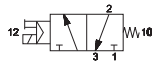
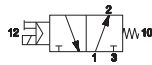
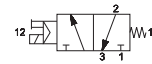
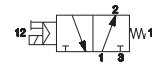
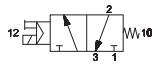
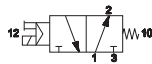
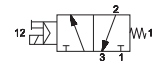
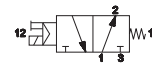
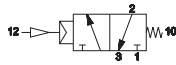
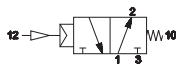
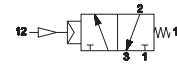
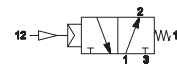


**CHARACTERISTICS**

|                            |                                                          |      |      |                        |      |       |        |
|----------------------------|----------------------------------------------------------|------|------|------------------------|------|-------|--------|
| Ambient temperature        | Max +50 °C                                               |      |      |                        |      |       |        |
| Fluid                      | 50 µm filtered air, with or without lubrication          |      |      |                        |      |       |        |
| Commutation system         | poppet                                                   |      |      |                        |      |       |        |
| Max pressure               | 10 bar                                                   |      |      |                        |      |       |        |
| Connections                | G1/8                                                     | G1/4 | G3/8 | G1/2                   | G3/4 | G1    | G1 1/2 |
| Nominal bore (mm)          | 5,5                                                      | 8    | 10   | 15                     | 19   | 25    | 39     |
| Nominal flow rate (NI/min) | 580                                                      | 1100 | 1500 | 5400                   | 6500 | 13500 | 35000  |
| Valve body                 | zamak (G1/8 ÷ G1), aluminium (G1 1/2)                    |      |      |                        |      |       |        |
| Seals                      | polyurethane conical poppets and Vulkollan diaphragm     |      |      |                        |      |       |        |
| Spool                      | aluminium (G1/8 ÷ G3/8), steel + plastic (G1/2 ÷ G1 1/2) |      |      |                        |      |       |        |
|                            | G1/8 ÷ G3/8                                              |      |      | G1/4 ÷ G1 1/2          |      |       |        |
| Electropilot               | U1                                                       |      |      | U2                     |      |       |        |
| Coil                       | DA                                                       |      |      | DB                     |      |       |        |
| Power consumption          | 3,5 W (DC) - 5 VA (AC)                                   |      |      | 11 W (DC) - 10 VA (AC) |      |       |        |
| Connector                  | AM-5110                                                  |      |      | AM-5111                |      |       |        |
| Voltage                    | 12 V DC - 24 V DC - 24 V AC - 110 V AC - 230 V AC        |      |      |                        |      |       |        |
| Manual override            | impulse screw - 2 positions                              |      |      |                        |      |       |        |


**Solenoid valves G1/8 ÷ G3/8**

 3/2 NC  
 AF-2500 G1/8 U1

 3/2 NO  
 AF-2501 G1/8 U1

 3/2 NC  
 AF-2510 G1/4 U1  
 AF-2517 G1/4 U2  
 AF-2520 G3/8 U1  
 AF-2524 G3/8 U2

 3/2 NO  
 AF-2511 G1/4 U1  
 AF-2518 G1/4 U2  
 AF-2521 G3/8 U1  
 AF-2525 G3/8 U2

**Solenoid valves G1/2 ÷ G1 1/2**

 3/2 NC  
 AF-2530 G1/2 U2  
 AF-2540 G3/4 U2  
 AF-2545 G1 U2

 3/2 NO  
 AF-2531 G1/2 U2  
 AF-2541 G3/4 U2  
 AF-2546 G1 U2

 3/2 NC  
 AF-2565 G1 1/2 U2

 3/2 NO  
 AF-2561 G1 1/2 U2

**Pneumatic valves with external operation G1/8 ÷ G3/8**

 3/2 NC  
 AF-2600 G1/8

 3/2 NO  
 AF-2700 G1/8

 3/2 NC  
 AF-2601 G1/4  
 AF-2606 G3/8

 3/2 NO  
 AF-2701 G1/4  
 AF-2706 G3/8

Solenoid valves are supplied without coil/connector/locking nut

Pneumatic valves with external operation G1/2 ÷ G1 1/2

|                                                                                   |                                                                                   |                                                         |                                                                                    |                                                                                     |                             |
|-----------------------------------------------------------------------------------|-----------------------------------------------------------------------------------|---------------------------------------------------------|------------------------------------------------------------------------------------|-------------------------------------------------------------------------------------|-----------------------------|
|  |  | 3/2 NC-NO<br>AF-2603 G1/2<br>AF-2610 G3/4<br>AF-2615 G1 |  |  | 3/2 NC-NO<br>AF-2620 G1 1/2 |
|                                                                                   |  |                                                         |                                                                                    |  |                             |

2/2 Solenoid valve for blowing G1

2/2 Pneumatic valve for blowing with ext. operation G1

|                                                                                    |                                                                                     |                      |                                                                                     |                                                                                     |                      |
|------------------------------------------------------------------------------------|-------------------------------------------------------------------------------------|----------------------|-------------------------------------------------------------------------------------|-------------------------------------------------------------------------------------|----------------------|
|  |    | 2/2 NC<br>AF-2550 G1 |  |  | 2/2 NC<br>AF-2617 G1 |
|                                                                                    |    | 2/2 NC<br>AF-2551 G1 |                                                                                     |                                                                                     |                      |
|                                                                                    |  | 2/2 NC<br>AF-2552 G1 |                                                                                     |                                                                                     |                      |

Solenoid valves are supplied without coil/connector/locking nut